



**Hazardous Materials Survey & Lead Paint Risk Assessment for the  
Fritz Peak Observatory Located in Rollinsville, Colorado  
National Oceanic & Atmospheric Administration (NOAA)  
Office of Oceanic and Atmospheric Research (OAR)**

*Prepared for:*

U.S. Department of Commerce  
National Oceanic and Atmospheric Administration  
325 Broadway, SOU6  
Boulder, CO 80305

*Prepared by:*

EA Engineering, Science, Technology, Inc., PBC  
7995 E. Prentice Ave, Suite 206E  
Greenwood Village, CO 80111  
(303) 590-9140

November 2019  
EA Project No. 6323506



**TABLE OF CONTENTS**

LIST OF TABLES

LIST OF ACRONYMS AND ABBREVIATIONS

EXECUTIVE SUMMARY ..... ES-1

1.0 INTRODUCTION ..... 1-1

2.0 METHODOLOGY ..... 2-1

3.0 RESULTS..... 3-1

4.0 CONCLUSIONS AND RECOMMENDATIONS ..... 4-1

5.0 DISCLAIMER..... 5-1

**APPENDICES**

APPENDIX A: AVENV ACM, LBP, and Lead Risk Assessment Report



## LIST OF TABLES

<u>Number</u>	<u>Title</u>
1	Laboratory-confirmed ACM at the Fritz Peak Laboratory Building
2	Laboratory-confirmed ACM at the Fritz Peak Cottage
3	Laboratory-confirmed ACM at the Observation Platform Shed
4	Painted Surfaces Identified as LBP at the Fritz Peak Laboratory Building
5	Painted Surfaces Identified as LBP at the Fritz Peak Cottage
6	Painted Surfaces Identified as LBP at the Observation Platform Shed



## LIST OF ACRONYMS AND ABBREVIATIONS

ACM	Asbestos-Containing Material
ASHERA	Asbestos Hazard Emergency Response Act
AVENV	American Veterans Environmental LLC
CDC	Centers for Disease Control and Prevention
CFL	Compact fluorescent lamp
CFR	Code of Federal Regulations
EA	EA Engineering, Science, and Technology, Inc., PBC
EPA	(U.S.) Environmental Protection Agency
FLB	Fluorescent light ballasts
HA	Homogeneous Area
HUD	Housing and Urban Development
LBP	Lead-based Paint
LCP	Lead-containing Paint
mg/L	Milligrams Per Liter
NIST	National Institute for Standards and Technology
NOAA	National Oceanic and Atmospheric Administration
NVLAP	National Voluntary Laboratory Accreditation Program
OAR	Office of Oceanic and Atmospheric Research
OSHA	Occupational Safety and Health Administration
PCBs	Polychlorinated Biphenyls
PLM	Polarized Light Microscopy
PPM	Parts Per Million
SF	Square Feet
TCLP	Toxicity Characteristic Leachate Procedure
µg/sq.ft.	Microgram per Square Foot
XRF	X-ray Fluorescence



## EXECUTIVE SUMMARY

In accordance with the Statement of Work for a Hazardous Materials Survey & Lead Paint Risk Assessment for the Fritz Peak Observatory located in Rollinsville, Colorado issued by the National Oceanic & Atmospheric Administration (NOAA) Office of Oceanic and Atmospheric Research (OAR) under BPA No. ST-1330-17-BA-0075, and EA Engineering, Science, and Technology, Inc. PBC (EA) proposal number 0702347, EA was contracted by NOAA to conduct a hazardous materials survey of three buildings and perform a lead paint risk assessment for one building located at the Fritz Peak Observatory in Rollinsville, Colorado. NOAA is in the process of relinquishing ownership of the buildings. The three structures are located on a portion of an approximately 5.33-acres of land owned by NOAA that borders Colorado Highway 119, approximately 1.8 miles south of Rollinsville, Colorado. Inspection and assessment services consisted of inspection and sampling of suspect asbestos-containing materials (ACM) to determine asbestos content; inspection and testing of paint surfaces to locate, quantify, and assess risk for the presence of lead-based paint (LBP); inspecting light fixtures, ballasts, and other electrical equipment to assess the presence of polychlorinated biphenyls (PCBs) and mercury; and recording the presence of environmentally regulated substances. EA subcontractor American Veterans Environmental LLC (AVENV) inspectors Sam Rolf, Paula Bowers, and John Burnside, along with EA inspector Ben Powell conducted the inspections on 23 and 24 September 2019.

### Asbestos-containing Materials Survey

#### Laboratory Building

AVENV identified nine homogeneous areas of suspect ACM that contained regulated levels of asbestos [greater than 1 percent, as defined by the United States Environmental Protection Agency (EPA)]. Seven of these materials were non-friable and two were friable. All were in good condition at the time of the inspection:

- CK03: Grey caulking associated with wood frame of door (3% Chrysotile)
- FDM01: Metal fire doors (assumed)
- FTM02: 9-in. x 9-in. rose, gray, and green floor tiles with black mastic (2% Chrysotile)
- FTM03: 9-in. x 9-in. brown floor tiles with black mastic (2% Chrysotile)
- OT01: Green chalkboards (assumed)
- RF01: Black and silver roof flashing (5% & 10% Chrysotile)
- RT01: Tar and gravel roofing material (5% Chrysotile)
- TS01: Skim texture-trowel pattern on drywall, painted (3% Chrysotile)
- TS02: Skim texture-heavy trowel pattern on drywall, painted (3% Chrysotile)

#### Cottage

AVENV identified one homogeneous area of suspect ACM that contained regulated levels of asbestos. This material was friable and in good condition at the time of the inspection:

- TS03: Heavy orange peel texture on drywall (2% Chrysotile)

#### Observation Platform Shed

AVENV identified two homogeneous areas of suspect ACM that are assumed to contain regulated levels of asbestos. These materials were non-friable and were in good condition at the time of the inspection:

- CB01: Cement board – transite panels (assumed)
- RSG02: Green and black asphalt composition shingle (assumed)

### **Lead-Based Paint Inspection**

#### Laboratory Building

X-ray Fluorescence (XRF) results indicated the presence of one component (building element, substrate, and paint color combination) from one lead-based paint (paint surface coatings whose lead content is equal to or greater than 1.0 mg/cm<sup>2</sup>) coating was identified. These results are presented in Table 4 (Section 3.0 – Results). An additional two-hundred and twenty-six surfaces were identified as lead containing paint (LCP), defined as paint content greater than 0.0 mg/cm<sup>2</sup>, and less than 1.0 mg/cm<sup>2</sup>.

#### Cottage

XRF results indicated the presence of one component from which four lead-based paint coatings were identified. These results are presented in Table 5 (Section 3.0 – Results). An additional twenty surfaces were identified as LCP.

#### Observation Platform Shed

XRF results indicated the presence of seven components from which twelve lead-based paint coatings were identified. These results are presented in Table 6 (Section 3.0 – Results). An additional twenty-five surfaces were identified as LCP.

### **Lead-Based Paint Risk Assessment**

#### Cottage

Visual inspection did not indicate the presence of damaged (cracking, peeling, or chipping) and/or deteriorated (chalking) paint and XRF testing did not indicate the presence of LBP.

Each of the seven dust wipe samples were below the HUD acceptable lead-dust level. As such, dust does not present a lead hazard at this time.

### **Polychlorinated Biphenyls (PCBs)**

#### Laboratory Building

Approximately one-hundred and eighteen fluorescent light ballasts are assumed to contain PCBs, as indicated by age and lack of “No PCBs” labeling. EA did not observe any transformers or other building equipment/components labelled or assumed to contain PCBs during the inspection.



### Cottage

EA did not identify light ballasts or other building equipment/components labelled or assumed to contain PCBs during the inspection of the Cottage.

### Observation Platform Shed

Approximately nine fluorescent light ballasts are assumed to contain PCBs, as indicated by age and lack of “No PCBs” labeling. EA did not observe any transformers or other building equipment/components labelled or assumed to contain PCBs during the inspection.

## **Mercury-Containing Sources and Other Environmentally Regulated Materials**

Mercury is assumed to be present in the fluorescent light tubes (FLT) identified throughout the buildings.

### Laboratory Building

Approximately 424 4-ft. FLTs, nine 2-ft. FLTs, four 18-in. FLTs, four 14-in. FLTs, five 12-in. circle FLTs, four 6-in circle FLTs, and six mercury ampules located in thermostats were identified in the Laboratory Building. There were also 30 smoke detectors, six “EXIT” signs, 12 ABC-type fire extinguishers, two 8-BC-type fire extinguishers, one Oasis water cooler, one Kelvinator refrigerator, five carrier condensers, two through-wall AC units, one approximately 1,000-gal. propane tank, and numerous chemicals stored in the four storage locations described in Section 3.0 Results. No leaking refrigerant was observed during the time of the inspection.

### Cottage

Approximately 12 FLTs, one smoke detector, and two paint cans were identified throughout the building.

### Observation Platform Shed

Approximately 18 FLTs, two smoke detectors, one ABC-type fire extinguisher, one 1-pt. Minwax wood hardener, four 1-pt. DAP wallboard joint compound, one leaking 6-cell battery, sixteen (16) 1-gal. paint cans, one 1-gal. assumed paint thinner, and two 10.1-oz. silicone sealant were identified throughout the building. Four compressed gas cylinders labeled as containing carbon dioxide (CO<sub>2</sub>), which were likely empty, located in a closet attached to the building’s east exterior wall were also identified.

## 1.0 INTRODUCTION

In accordance with the Statement of Work for a Hazardous Materials Survey & Lead Paint Risk Assessment for the Fritz Peak Observatory (issued under BPA No. ST-1330-17-BA-0075), and EA Engineering, Science, and Technology, Inc. PBC (EA) proposal number 0702347, EA was contracted by the National Oceanic Atmospheric Administration (NOAA) Office of Oceanic and Atmospheric Research (OAR) to perform a hazardous materials survey of three buildings and a lead risk assessment for one building located at the Fritz Peak Observatory in Rollinsville, Colorado. NOAA is in the process of relinquishing ownership. The three structures are located on a portion of an approximately 5.33-acres of land owned by NOAA that borders Colorado Highway 119 approximately 1.8 miles south of Rollinsville, Colorado. Inspection and assessment services consisted of inspection and sampling of suspect asbestos-containing materials (ACM) to determine asbestos content; inspection and testing of paint surfaces to locate and quantify lead-based paint (LBP); inspecting light fixtures, ballasts, and other electrical equipment to assess the presence of polychlorinated biphenyls (PCBs) and mercury; and recording the presence of environmentally regulated substances. Current Federal and State environmental regulations require that certain potentially hazardous materials that may be affected by structure alteration activities (demolition, renovation, maintenance, mechanical upgrades, etc.) be identified and removed prior to conducting these activities.

In the case of asbestos, Environmental Protection Agency (EPA) and Occupational Safety and Health Administration (OSHA) asbestos regulations (40 CFR 61 and 29 CFR 1926.1101, respectively) require that ACM be identified, and that friable ACM, and ACM that has the potential to become friable, be removed prior to conducting alteration (renovation, demolition, maintenance, facility/equipment upgrades, etc.) activities that may disturb these materials. Local EA hazardous materials subcontractor AVENV conducted the asbestos inspection in accordance with Asbestos Hazard Emergency Response Act (AHERA) inspection and sampling protocols to determine the presence of asbestos in building materials throughout the buildings.

Requirements for the identification and notification of the presence of lead-based paint (LBP) and lead-containing paint (LCP) are found in 29 CFR 1926.62. Although LBP/LCP removal is not required prior to structure or building component alteration, contractors working in areas where LBP/LCP is present must be notified of its location and must take appropriate action to minimize its disturbance and protect workers and the environment. In many cases, removal of leaded paint presents the only viable option to limiting exposure. Lead-containing waste must also be sampled to determine appropriate disposal requirements. AVENV conducted XRF sampling of painted components throughout each building to determine lead content of the paint. This inspection was performed in accordance with Chapter 7: Lead-Based Paint Inspection of the U.S. Department of Housing and Urban Development (HUD), Guidelines for the Evaluation and Control of Lead-Based Paint Hazards in Housing (Second Edition, August 2012).

According to the EPA, fluorescent light ballasts (FLB) manufactured prior to August 1978 have a greater than 50% chance of containing PCBs at a minimum of 50 parts per million (ppm). PCB use in light ballasts was banned after August 1978, and the EPA required that “No PCBs” labels be affixed to ballasts manufactured after August 1978 through 1998. If a ballast is manufactured after 1998, the EPA no longer requires a “No PCBs” label as proof that the ballast does not contain PCB’s. Based on these guidelines, ballasts manufactured prior to 1999 that are either unlabeled or do not bear “No PCBs” labeling should be assumed to contain PCBs at levels greater than 50 ppm [in accordance with requirements of 40 CFR 761(b)]. PCB-containing equipment whose PCB content is 50 ppm or greater is regulated for disposal purposes.





Mercury-containing light tubes and bulbs whose mercury content is 0.2 milligrams per liter (mg/L) mercury or greater are regulated for disposal in accordance with 40 CFR 261–263. Fluorescent tube manufacturers indicate that all fluorescent tubes contain some amount of mercury, as do typical high-intensity discharge (HID) bulbs. Other mercury-containing components, such as liquid mercury ampules contained in thermometers and thermostats should also be handled in accordance with 40 CFR 261-263. Packaging, transport, and disposal of the mercury-containing sources should be conducted in accordance with 40 CFR part 273 standards for universal waste management. EA’s inspection included preparing an inventory of suspected mercury-containing items, including light tubes/bulbs and mercury ampules, for each building.

Other regulated hazardous materials, such as containerized hazardous substances and batteries, should be treated as universal waste and disposed of in accordance with 40 CFR 261, 266, and 279, respectively. Reclamation and/or recycling and re-use of ozone-depleting refrigerants and other chlorofluorocarbon (CFC)-containing substances should be conducted in accordance with 40 CFR Part 82, Subpart F. Disposal of any other hazardous products should be conducted in accordance with label instructions and any applicable federal and state regulations in order to prevent a release.

## 2.0 METHODOLOGY

### Asbestos-Containing Materials Survey

The asbestos inspection was conducted in accordance with EPA Standard 40 Code of Federal Regulations (CFR) 763 Asbestos Hazard Emergency Response Act (AHERA), Subpart E, as well as AHERA inspection and sampling protocol, and included identifying homogeneous areas of suspect ACM, determining suspect ACM friability, assessing homogeneous areas of suspect ACM, and collecting samples of suspect ACM to determine asbestos content. The asbestos inspection was an investigation performed to identify suspect ACM and included the interior and exterior of each building.

Samples of suspect ACM were submitted to Eurofins CEI for analysis by Polarized Light Microscopy (PLM) in accordance with the EPA Method for the Determination of Asbestos in Bulk Insulation Samples (EPA/600/R-93/116). Analytical procedures included positive stop methodology, whereby a sample set representing a homogeneous area of suspect ACM is analyzed until a result indicating >1% asbestos is obtained. Once such result is obtained, any additional samples in the set are not analyzed and the homogeneous area is considered to be asbestos-containing. If no results indicating >1% asbestos are obtained, the homogeneous area is considered to be non-asbestos. Eurofins CEI is certified for bulk asbestos sample analysis via PLM by the National Institute for Science and Technology (NIST) National Voluntary Laboratory Accreditation Program (NVLAP). Please refer to Appendix A for AVENV Report containing laboratory certifications.

### Lead-Based Paint Inspection

AVENA conducted a lead-based paint HUD inspection of accessible painted surfaces, including those on the interior and exterior of the three buildings and other structures and appurtenances. The inspection was designed to identify building/structure elements (walls, doors and door components, structural support framework, window components, etc.) with surface coatings that contain lead. The survey consisted of testing for lead concentrations of painted surfaces utilizing a Niton Xlp-300 X-Ray Fluorescence (XRF) spectrum analyzer.

At this time, there are no federal or state regulations that specifically identify testing procedures for non-residential structures scheduled for alteration. AVENV conducted the survey and inspection in accordance with HUD and followed the XRF manufacturer's testing methodology during the survey. Prior to obtaining readings from suspect LBP surfaces, the XRF was calibrated in accordance with the manufacturer's instructions. Calibration checks were performed prior to and at the completion of the inspection.

The side of the room was determined by the address side wall of the building. Under the heading "Side" the listing would refer to the side wall of the building in the front with the sides B, C, and D designations referring to the remaining walls in a clockwise rotation.

Surfaces were identified as LBP if the result met the HUD and Colorado's State definition of lead-based paint [ $\geq 1.0 \text{ mg/cm}^2$  (milligrams per square centimeter)]. Any XRF readings above  $0.0 \text{ mg/cm}^2$ , but less than or equal to  $1.0 \text{ mg/cm}^2$  are identified as lead-containing paint (LCP).

### Lead-Based Paint Risk Assessment

AVENV conducted a lead-based paint risk assessment in accordance with the requirements of HUD Chapter 5, *Guidelines for the Evaluation and Control of Lead-Based Paint Hazards in Housing (Second Edition, August 2012)*. The risk assessment included a visual review of paint condition, and dust sampling and analysis. Painted surfaces are described as the following;

- Intact: no peeling paint on the component; entire surface is intact.
- Fair: less than or equal to two square feet of damaged paint.
- Poor: more than two square feet of damaged paint.

Dust wipe samples were collected in accordance with HUD Chapter 5, Section IIB – Dust Sampling, and Appendix 13.1 (Wipe Sampling for Settled Lead-Contaminated Dust) of the HUD Guidelines for the Evaluation and Control of Lead-Based Paint Hazards in Housing. Analysis of the wipe samples were conducted per the American Society for Testing and Materials (ASTM) Standard ES 30-94.

### Polychlorinated Biphenyls (PCBs)

EA conducted an inspection to identify accessible PCB-containing equipment such as light ballasts, transformers, hydraulic fluid reservoirs, etc. Light ballasts within accessible light fixtures were inspected throughout each building. According to the EPA, fluorescent light ballasts manufactured prior to August 1978 have a greater than 50% chance of containing PCBs at 50 parts per million (ppm) or higher. PCB use in light ballasts was banned after August 1978, and the EPA required that “No PCBs” labels be affixed to ballasts manufactured after August 1978 through 1998. If a ballast is manufactured after 1998, the EPA no longer requires a “No PCBs” label as proof that the ballast does not contain PCB’s. Based on these guidelines, ballasts manufactured prior to 1999 that are either unlabeled or do not bear “No PCBs” labeling should be assumed to contain PCBs at levels greater than 50 ppm [in accordance with requirements of 40 CFR 761(b)]. PCB-containing equipment whose PCB content is 50 ppm or greater is regulated for disposal purposes.

### Mercury-Containing Sources and Other Environmentally Regulated Materials

EA visually inspected accessible light fixtures to determine if they contained tubes or bulbs that may contain mercury. Fluorescent tube manufacturers indicate that all fluorescent tubes contain some amount of mercury, as do typical high-intensity discharge (HID) bulbs. Mercury-containing light tubes and bulbs whose mercury content is 0.2 milligrams per liter (mg/L) mercury or greater are regulated for disposal purposes. EA also inspected thermostats and thermometers to observe for mercury components, such as liquid mercury ampules. Visual observations were also made for other mercury-containing equipment.

EA also conducted a visual inspection to identify the type and location of environmentally regulated materials. The inventory of identified materials included the type of material identified (determined by container labeling), the approximate quantity of the substance (based on container size), and the location and condition of the containers.



### 3.0 RESULTS

#### Asbestos-Containing Materials Survey

##### Laboratory Building

AVENV collected 61 bulk samples from 30 homogeneous areas of suspect ACM identified at the Laboratory Building. Seven of the homogeneous areas of suspect ACM contained regulated levels of asbestos. Two of the homogeneous areas are assumed to contain regulated levels of asbestos. Seven of the homogeneous areas of ACM were non-friable and in good condition at the time of the inspection, and two of the homogeneous areas of ACM were friable and in good condition at the time of the inspection.

Table 1 below contains a summary of confirmed and assumed ACM. Physical sample locations, analytical certificates of analysis, Suspect ACM Homogenous Area Summary, and chain-of-custody forms are included in the report from AVENV found in Appendix A.

**TABLE 1: LABORATORY-CONFIRMED ACM AT THE OBSERVATION LABORATORY**

Homogenous Area	Material Description	Material Location	Quantity	Condition	Friability	Result
CK03	Gray caulking associated with wood frame of door	Exterior of building	1 SF	Good	Non-friable	3% Chrysotile
FDM01	Fire door material	First floor	3 EA	Good	Non-friable	Assumed
FTM02	9-in. x 9-in. floor tile with black mastic, 3 colors-rose, gray, and green	Second floor	2,386 SF	Good	Non-friable	2% Chrysotile
FTM03	9-in. x 9-in. floor tile with black mastic	Second floor room 2208; kitchen	636 SF	Good	Non-friable	2% Chrysotile
OT01	Green chalkboards	First floor, second floor hall, third floor office	3 EA	Good	Non-friable	Assumed
RF01	Roof flashing black and silver	Exterior roof perimeter and on roof access hatch	1,000 SF	Good	Non-friable	5% & 10% Chrysotile
RT01	Tar and gravel roofing material	Exterior roof of building	3,586 SF	Good	Non-friable	5% Chrysotile
TS01	Skim texture-trowel pattern on drywall, painted	Second floor ceilings – room 2202 and adjoining hallway	1,050 SF	Good	Friable	3% Chrysotile
TS02	Skim texture-heavy trowel pattern on drywall, painted	Second floor ceilings – room 2101	1,000 SF	Good	Friable	3% Chrysotile

LF – Linear Feet

SF – Square Feet

EA – Each

Observation Cottage

AVENV collected 13 bulk samples from five homogeneous areas of suspect ACM identified at the Cottage. One of the homogeneous areas of suspect ACM contained regulated levels of asbestos. This homogeneous area of ACM was friable and in good condition at the time of the inspection.

Table 2 below contains a summary of confirmed ACM. Physical sample locations, analytical certificates of analysis, Suspect ACM Homogenous Area Summary, and chain-of-custody forms are included in the report from AVENV found in Appendix A

**TABLE 2: LABORATORY-CONFIRMED ACM AT THE COTTAGE**

Homogenous Area	Material Description	Material Location	Quantity	Condition	Friability	Result
TS03	Heavy orange peel texture on drywall	Interior walls and ceilings	1,000 SF	Good	Friable	2% Chrysotile

SF – Square Feet

Observation Platform Shed

EA collected eight bulk samples from six homogeneous areas of suspect ACM identified at the Observation Platform Shed. None of the homogeneous areas of suspect ACM contained regulated levels of asbestos. However, two homogeneous areas were assumed to contain asbestos. These materials were non-friable and in good condition at the time of the inspection.

Table 3 below contains a summary of ACM at the Observation Platform Shed. Physical sample locations, analytical certificates of analysis, Suspect ACM Homogenous Area Summary, and chain-of-custody forms are included in the report from AVENV found in Appendix A

**TABLE 3: LABORATORY-CONFIRMED ACM AT OBSERVATION PLATFORM SHED**

Homogenous Area	Material Description	Material Location	Quantity	Condition	Friability	Result
CB01	Cement Board - Transite Panels	Interior, behind wall mounted electric heaters	4 EA	Good	Non-friable	Assumed
RSG02	Green and Black, Asphalt Composition Shingle	Exterior, roof of storage shed	5 SF	Good	Non-friable	Assumed

EA – Each

SF – Square Feet

## Lead-Based Paint Inspection

### Laboratory Building

XRF results indicate the presence of one component from which one lead-based paint coating was identified. A component is defined as a unique combination of building element, substrate, and color. The concentration of the LBP associated with that surface was 1.3 mg/cm<sup>2</sup>. A total of 226 surfaces were identified as LCP with lead concentrations ranging from 0.01 to 0.40 mg/cm<sup>2</sup>. Appendix A contains the report from AVENV that includes the comprehensive XRF test results. Room locations referenced and physical sample locations are also provided in Appendix A. Table 4 below presents a listing of building components and associated paint coatings identified as LBP.

**TABLE 4: PAINTED SURFACES IDENTIFIED AS LBP AT THE OBSERVATION LABORATORY**

Room	Floor	Building Component	Substrate	Color	Side	Condition	Result (mg/cm <sup>2</sup> )
Exterior	First	Ceiling	Wood	Grey	C	Poor	1.3

mg/cm<sup>2</sup> – milligram per square centimeter

Intact – No peeling paint on the component, entire surface is intact

Fair – Small amount of surface damage, although still intact.

Poor – Surface is not intact, greater than 2 square feet peeling or damaged.

### Cottage

XRF results indicate the presence of one component from which four lead-based paint coatings were identified. A component is defined as a unique combination of building element, substrate, and color. The concentrations of the LBP associated with those surfaces were 3.2 mg/cm<sup>2</sup> to 4.5 mg/cm<sup>2</sup>. A total of 20 surfaces were also identified as LCP with lead concentrations ranging from 0.01 to 0.70 mg/cm<sup>2</sup>. Appendix A contains the report from AVENV that includes the comprehensive XRF test results. Room locations referenced and physical sample locations are also provided in Appendix A. Table 5 below presents a listing of building components and associated paint coatings identified as LBP.

**TABLE 5: PAINTED SURFACES IDENTIFIED AS LBP AT THE COTTAGE**

Room	Floor	Building Component	Substrate	Color	Side	Condition	Result (mg/cm <sup>2</sup> )
Exterior	First	Wall	Wood	Grey	A	Intact	4.4
Exterior	First	Wall	Wood	Grey	B	Intact	3.2
Exterior	First	Wall	Wood	Grey	C	Intact	3.4
Exterior	First	Wall	Wood	Grey	D	Intact	4.5

mg/cm<sup>2</sup> – milligram per square centimeter

Intact – No peeling paint on the component, entire surface is intact

Fair – Small amount of surface damage, although still intact.

Poor – Surface is not intact, great than 2 square feet peeling or damaged.

### Observatory Platform Shed

XRF results indicated the presence of seven components from which 12 lead-based paint coatings were identified. A component is defined as a unique combination of building element, substrate, and color. The concentrations of the LBP associated with those surfaces were 1.1 mg/cm<sup>2</sup> to 1.7 mg/cm<sup>2</sup>. A total of 25 surfaces were also identified as LCP with lead concentrations ranging from 0.01 to 0.90 mg/cm<sup>2</sup>. Appendix A contains the report from AVENV that includes the comprehensive XRF test results. Room locations referenced and physical sample locations are also provided in Appendix A. Table 6 below presents a listing of building components and associated paint coatings identified as LBP.

**TABLE 6: PAINTED SURFACES IDENTIFIED AS LBP AT THE OBSERVATORY PLATFORM SHED**

Room	Floor	Building Component	Substrate	Color	Side	Condition	Result (mg/cm <sup>2</sup> )
Exterior	First	Wall	Metal	Green	D	Fair	1.7
Exterior	First	Window Sash	Metal	Green	C	Fair	1.5
Exterior	First	Door	Metal	Green	A	Fair	1.4
Exterior	First	Window Sash	Metal	Green	A	Fair	1.4
Exterior	First	Wall	Metal	Green	A	Fair	1.3
Exterior	First	Wall	Metal	Green	B	Fair	1.2
Room 01	First	Floor	Wood	Grey	D	Intact	1.5
Room 02	First	Floor	Wood	Grey	A	Intact	1.1
Shed Exterior	First	Door	Wood	Green	C	Poor	1.3
Outhouse Exterior	First	Soffit	Wood	Green	A	Poor	1.3
Outhouse Exterior	First	Wall	Wood	Green	D	Poor	1.2
Outhouse Exterior	First	Soffit	Wood	Green	D	Poor	1.4

mg/cm<sup>2</sup> – milligram per square centimeter

Intact – No peeling paint on the component, entire surface is intact

Fair – Small amount of surface damage, although still intact.

Poor – Surface is not intact, great than 2 square feet peeling or damaged.

### **Lead-Based Paint Risk Assessment**

#### Cottage

Visual inspection did not indicate the presence of damaged (cracking, peeling, or chipping) and/or deteriorated (chalking) paint. However, LBP inspection determined four testing combinations on the exterior did contain LBP.

Seven lead dust samples were collected from interior areas of the Cottage, including a blank sample for quality control. None of the dust wipe samples were above the HUD lead dust clearance level (40 µg/sq. ft. for floors, 250 µg/sq. ft. for windowsills, and 400 µg/sq. ft. for window troughs). Dust wipe results are listed below.

- Room 01 Living room, Floor – 13 µg/sq. ft.

- Room 01 Living Room, Windowsill – 13 µg/sq. ft.
- Room 02 Bedroom, Floor – 12 µg/sq. ft.
- Room 02 Bedroom, Windowsill – <15 µg/sq. ft.
- Room 03 Bedroom, Floor – 11 µg/sq. ft.
- Room 03 Bedroom, Windowsill – <15 µg/sq. ft.
- Blank – <10 µg/sq. ft.

Analytical certificates of analysis and chain-of-custody forms are included in AVENV Report found in Appendix A.

## **Polychlorinated Biphenyls**

### Laboratory Building

Approximately 118 fluorescent light ballasts are assumed to contain PCBs, as indicated by age and lack of “No PCBs” labeling. EA did not observe any transformers or other building equipment/components labelled or assumed to contain PCBs during the inspection. Other ballasts contained in fluorescent light fixtures were labelled “No PCBs”.

### Cottage

EA did not identify light ballasts or other building equipment/components labelled or assumed to contain PCBs during the inspection of the Cottage.

### Observation Platform Shed

Approximately nine fluorescent light ballasts are assumed to contain PCBs, as indicated by age and lack of “No PCBs” labeling. EA did not observe any transformers or other building equipment/components labelled or assumed to contain PCBs during the inspection. Other ballasts contained in fluorescent light fixtures were labelled “No PCBs”.

## **Mercury-Containing Sources and Other Environmentally Regulated Materials**

### Laboratory Building

Approximately 424 4-ft. FLT, nine 2-ft. FLT, four 18-in. FLT, four 14-in. FLT, five 12-in. circle FLT, four 6-in. circle FLT, six mercury ampules located in a thermostat, 30 smoke detectors, six “EXIT” signs, 12 ABC-type fire extinguishers, two 8-BC-type fire extinguishers, one Oasis water cooler, one Kelvinator refrigerator, five carrier condensers, two through-wall air-conditioning units, one approximately 1,000-gal. propane tank, and four locations with the following:

- Third Floor Cleaning Closet – one 1.66-L. ammonia cleaner, one 1-gal. paint, one 1.25-qt. Liquid Plumber, one 8-oz. Loctite rust resolver, and one 21-oz. scouring powder.
- Second Floor Cabinet – three 1-qt. Windex, two 1.3-qt. Ultra Palmolive Original, one 1-pt. Lime A-way, one 2-pt. Lime A-way, two 24-floz. Simple Green, one 40-oz. window cleaner, one 2-qt. all-purpose cleaner with ammonia, one 1-qt. 409 all-purpose cleaner, one 12-fl. oz. Goo-Gone Spray Gel, one 1-qt. Quik Fill 910, one 1-gal. Quik Fill 910, one 8-oz. Energine Spot Remover, one 8-oz. Silvo Metal Polish, one 8.5-fl. oz. Kleen Logik Freezer Frost Remover, one 1-gal. pink lotion hand cleaner silk, one 1-gal. home-brew window cleaner, two 18-oz. Mipty Dust Mop



Treatment, one 8-oz. Ortho Malathion 50 Insect Spray, one 8-oz. polyurethane polish, one 16-oz. Scott's Liquid Gold, one 1-pt. Black Flag Roach and Ant Killer, one 19-oz. Terro Ant Killer, one 15-oz Raid Wasp and Hornet Killer, two 8-oz. WD-40.

- Second Floor Kitchen – one 1-qt. Windex, one 1.3-qt. Palmolive Ultra Original, two 10-oz cans of scouring powder, and one 1-qt. Lux dishwashing liquid.
- First Floor Flame Cabinet – one 5-gal. can of ethyl alcohol-200 proof dehydrated alcohol, one 4-L jug of methyl alcohol anhydrous, one approximate 2-L ethanol, one 20-L can of methanol, one approximate 2-L isopropyl, one jug of used oil, one propane torch, one jug un-labeled substance, one 1-gal jug of thread cutting oil, one 1-gal can of multi-purpose lubricant, one 12-oz. can of fuel system antifreeze.

### Cottage

Approximately 12 4-ft. FLTs, one smoke detector, and two 1-gal. cans of latex paint were identified throughout the cottage.

### Observation Platform Shed

Approximately 18 4-ft. FLTs, two smoke detectors, one ABC-type fire extinguisher, one 1-pt. Minwax wood hardener, four 1-pt. DAP wallboard joint compound, one leaking 6-cell battery, 16 1-gal. paint cans, one 1-gal. assumed paint thinner, and two 10.1-oz. silicone sealant were identified throughout the building. EA also identified four compressed gas cylinders labeled as containing carbon dioxide (CO<sub>2</sub>), which are likely empty, located in a closet attached to the building's east exterior wall.

## 4.0 CONCLUSIONS AND RECOMMENDATIONS

### Asbestos Containing Materials Survey

#### Laboratory Building

Seven of the homogeneous areas of asbestos-containing materials identified at the building (presented in Table 1 in Section 3.0 Results) were observed to be non-friable and in good condition. Two homogeneous areas of asbestos-containing materials identified at the building were observed to be friable and in good condition. These materials should be removed if the building is to be demolished or if these materials are to be disturbed during building renovation activities. Proper federal and state regulations governing pre-alteration ACM removal must be followed. Removal of ACM must be conducted by properly licensed and accredited individuals working for a licensed asbestos abatement contractor.

Should any new materials be found during renovation or demolition they should be assumed to contain asbestos until sampled and proven to be non-asbestos.

#### Cottage

Asbestos-containing materials identified at the building (presented in Table 2 in Section 3.0 Results) were observed to be friable and in good condition. These materials should be removed if the building is to be demolished or if these materials are to be disturbed during building renovation activities. Proper federal and state regulations governing pre-alteration ACM removal must be followed. Removal of ACM must be conducted by properly licensed and accredited individuals working for a licensed asbestos abatement contractor.

Should any new materials be found during renovation or demolition they should be assumed to contain asbestos until sampled and proven to be non-asbestos.

#### Observation Platform Shed

Asbestos-containing materials identified at the building (presented in Table 3 in Section 3.0 Results) were observed to be non-friable and in good condition. These materials should be removed if the building is to be demolished or if these materials are to be disturbed during building renovation activities. Proper federal and state regulations governing pre-alteration ACM removal must be followed. Removal of ACM must be conducted by properly licensed and accredited individuals working for a licensed asbestos abatement contractor.

Should any new materials be found during renovation or demolition they should be assumed to contain asbestos until sampled and proven to be non-asbestos.

### Lead Based Paint Inspection

#### Laboratory Building

LBP was identified on one building component from which one lead-based paint coating was identified, as presented in Table 4 Section 3.0 Results. A total of 226 surfaces were identified as LCP. Although LBP and LCP are not required to be removed prior to building alteration, contractors working on



LBP/LCP-coated components, and/or in areas containing LBP/LCP, should be notified of its presence and must adhere to the requirements of OSHA 29 CFR1926.62. Lead hazards can be created if the paint is turned into dust by abrasion, scraping, sanding, or if fumes produced by welding or cutting are generated.

Untested building components or structures should be considered to contain regulated levels of lead until subsequent testing shows otherwise. However, the same positive test combinations of substrate, paint color, and component at one location should be assumed to contain lead at locations not specifically sampled.

#### Cottage

LBP was identified on one building component from which four lead-based paint coatings were identified, as presented in Table 5 Section 3.0 Results. A total of 20 surfaces were identified as LCP. Although LBP and LCP are not required to be removed prior to building alteration, contractors working on LBP/LCP-coated components and/or in areas containing LBP/LCP should be notified of its presence and must adhere to the requirements of OSHA 29 CFR1926.62. Lead hazards can be created if the paint is turned into dust by abrasion, scraping, sanding, or if fumes produced by welding or cutting are generated.

Untested building components or structures should be considered to contain regulated levels of lead until subsequent testing shows otherwise. However, the same positive test combinations of substrate, paint color, and component at one location should be assumed to contain lead at locations not specifically sampled.

#### Observation Platform Shed

LBP was identified on seven building components from which twelve lead-based paint coatings were identified, as presented in Table 6 Section 3.0 Results. A total of 25 surfaces were identified as LCP. Although LBP and LCP are not required to be removed prior to building alteration, contractors working on LBP/LCP-coated components and/or in areas containing LBP/LCP should be notified of its presence and must adhere to the requirements of OSHA 29 CFR1926.62. Lead hazards can be created if the paint is turned into dust by abrasion, scraping, sanding, or if fumes produced by welding or cutting are generated.

Untested building components or structures should be considered to contain regulated levels of lead until subsequent testing shows otherwise. However, the same positive test combinations of substrate, paint color, and component at one location should be assumed to contain lead at locations not specifically sampled.

### **Lead Based Paint Risk Assessment**

#### Cottage

No damaged and/or deteriorated LBP was identified at the Cottage at the time of the inspection. LCP identified was in intact condition at the time of the inspection. The paint present at the building does not present a lead hazard.

Lead content of each of the dust wipe samples collected at the Cottage were within the acceptable HUD limits for the sampled building surface. As such, dust in the building does not present a lead hazard.



Although no damaged or deteriorated LBP is present and LCP was in fair condition, contractors working on LBP/LCP-coated components and/or in areas containing LBP/LCP should be notified of its presence and must adhere to the requirements of OSHA 29 CFR 1926.62 since lead hazards can be created if the paint is turned into dust by abrasion, scraping, sanding, or if fumes produced by welding or cutting are generated.

## **Polychlorinated Biphenyls**

### Laboratory Building

EA identified 118 fluorescent light ballasts without “No PCBs” labeling. Each of these ballasts is assumed to contain PCBs. These ballasts, along with any other ballasts without a “No PCBs” label, ballasts without labels, or ballasts with illegible labels that may be identified during building alteration, should be handled and disposed as indicated in 40 CFR 761.50(b)(2)(ii) and 40 CFR 761.62(a)-(c).

### Cottage

EA did not identify any light ballasts assumed to contain PCBs during the inspection of the Cottage. Any ballasts without a “No PCBs” label, ballasts without labels, or ballasts with illegible labels that may be identified during building alteration, should be handled and disposed as indicated in 40 CFR 761.50(b)(2)(ii) and 40 CFR 761.62(a)-(c).

### Observation Platform Shed

EA identified nine fluorescent light ballasts without “No PCBs” labeling. Each of these ballasts is assumed to contain PCBs. These ballasts, along with any other ballasts without a “No PCBs” label, ballasts without labels, or ballasts with illegible labels that may be identified during building alteration, should be handled and disposed as indicated in 40 CFR 761.50(b)(2)(ii) and 40 CFR 761.62(a)-(c).

## **Mercury Containing Sources and Other Environmentally Regulated Materials**

### Laboratory Building

EA recommends that the approximately 424 4-ft. FLT, nine 2-ft. FLT, four 18-in. FLT, four 14-in. FLT, five 12-in. circle FLT, four 6-in circle FLT, six mercury ampules located in thermostats be assumed to contain mercury, and that they be removed and recycled should the building be demolished or renovation work impacts these materials. Specialized waste training and licensing is not required to relocate the mercury sources. Packaging, transport, and disposal of the mercury-containing sources should be conducted in accordance with 40 CFR part 273 standards for universal waste management provided that quantities (1g mercury per package for light tubes) for management are not exceeded. The average quantity of mercury in a 4-ft. fluorescent tube is 8 mg. Should quantities for disposal exceed these limits, EPA and Department of Transportation (DOT) requirements for packaging, labelling, and transport must be followed. Care should be taken not to break the mercury-containing items, as this could release mercury to the environment and potentially expose building occupants to mercury vapor. EA also recommends that the 30 smoke detectors, six “EXIT” signs, 12 ABC-type fire extinguishers, two 8-BC-type fire extinguishers, one Oasis water cooler, one Kelvinator refrigerator, five carrier condensers, two through-wall AC units, one approximately 1,000-gal. propane tank, and chemicals stored in the four



storage locations described in Section 3.0 Results be removed and properly disposed of should the building be demolished or renovation work impact these materials.

If any suspect mercury-containing sources or other environmentally regulated materials are found during renovation or demolition, they should be handled by appropriately licensed contractors in accordance with prevailing regulatory requirements. Waste that contains greater than 0.2 mg/L mercury when subjected to TCLP testing is considered hazardous waste.

#### Cottage

EA recommends that the approximately 12 4-ft. FLT's be assumed to contain mercury, and that they be removed and disposed of if they are beyond their useful life, will be disturbed should the building be demolished, or renovation work impacts these materials. Specialized waste training and licensing is not required to relocate the mercury sources. Packaging, transport, and disposal of the mercury-containing sources should be conducted in accordance with 40 CFR part 273 standards for universal waste management provided that quantities (1g mercury per package for light tubes) for management are not exceeded. The average quantity of mercury in a 4-ft. fluorescent tube is 8 mg. Should quantities for disposal exceed these limits, EPA and Department of Transportation (DOT) requirements for packaging, labelling, and transport must be followed. Care should be taken not to break the mercury-containing items, as this could release mercury to the environment and potentially expose building occupants to mercury vapor.

EA also recommends that the one smoke detector and two paint cans be removed before demolition or renovation begins.

If any suspect mercury-containing sources or other environmentally regulated materials are found during renovation or demolition, they should be handled by appropriately licensed contractors in accordance with prevailing regulatory requirements. Waste that contains greater than 0.2 mg/L mercury when subjected to TCLP testing is considered hazardous waste.

#### Observation Platform Shed

EA recommends that the approximately 18 4-ft. FLT's be assumed to contain mercury, and that they be removed and disposed of if they are beyond their useful life, will be disturbed should the building be demolished, or renovation work impacts these materials. Specialized waste training and licensing is not required to relocate the mercury sources. Packaging, transport, and disposal of the mercury-containing sources should be conducted in accordance with 40 CFR part 273 standards for universal waste management provided that quantities (1g mercury per package for light tubes) for management are not exceeded. The average quantity of mercury in a 4-ft. fluorescent tube is 8 mg. Should quantities for disposal exceed these limits, EPA and Department of Transportation (DOT) requirements for packaging, labelling, and transport must be followed. Care should be taken not to break the mercury-containing items, as this could release mercury to the environment and potentially expose building occupants to mercury vapor.

EA also recommends that two smoke detectors, one ABC-type fire extinguisher, one 1-pt. Minwax wood hardener, four 1-pt. DAP wallboard joint compound, one leaking 6-cell battery, 16 1-gal. paint cans, one 1-gal. assumed paint thinner, and two 10.1-oz. silicone sealant be removed before demolition or renovation begins.



If any suspect mercury-containing sources or other environmentally regulated materials are found during renovation or demolition, they should be handled by appropriately licensed contractors in accordance with prevailing regulatory requirements. Waste that contains greater than 0.2 mg/L mercury when subjected to TCLP testing is considered hazardous waste.



## **5.0 DISCLAIMER**

EA's findings are representative of existing, observable conditions at the time of services described above. EA does not warrant that there is no ACM, LBP/LCP, PCB, mercury, or other hazardous substances in areas not inspected as part of this scope of work, nor does EA accept any liability if such is found at some future time or could have been found if additional analyses or studies were conducted.

EA does not assume responsibility for other environmental issues that may be associated with the subject facility. In view of the rapidly changing status of environmental laws, regulations, and guidelines, EA cannot be responsible for changes in laws, regulations, or guidelines that occur after the study has been completed and which may affect the facility.

This report was prepared for the National Oceanic Atmospheric Administration by EA Engineering, Science, and Technology, Inc. PBC. Any transfer of information contained in this report can be conducted only if written consent is provided by NOAA.

**APPENDIX A**

**AVENV ACM, LBP, AND LEAD RISK ASSESSMENT REPORT**



# American Veteran Environmental

## **ASBESTOS & LEAD-BASED PAINT**

### **Risk Assessment Inspection Report**

**National Oceanic & Atmospheric Administration**

**Fritz Peak Observatory (NOAA)**

**19126 Co State Highway 119**

**Rollinsville, CO**



**Inspection Date: 9/23/19 - 9/24/19**

**Report Date: 10/4/19-10/8/19**

**Prepared for:**  
**EA Engineering**

**Prepared by:**  
**Paula S. Bowers**  
**Asbestos Building Inspector**  
**#11051**



## CONTENTS

<b>SECTION 1</b>	INTRODUCTION
<b>SECTION 2</b>	ASBESTOS INSPECTION
<b>2.1</b>	REGULATORY REVIEW
<b>2.2</b>	SUSPECT ASBESTOS-CONTAINING MATERIALS
<b>2.3</b>	ASBESTOS CONTAINING MATERIALS (ACM)
<b>2.4</b>	TRACE (OSHA) ASBESTOS; POINT COUNT ANALYSIS
<b>2.5</b>	REGULATED ASBESTOS-CONTAINING MATERIALS
<b>SECTION 3</b>	CONCLUSIONS AND RECOMMENDATIONS
<b>3.1</b>	GENERAL COMMENTS
<b>3.2</b>	FINAL COMMENTS

## APPENDICES

- A. Homogeneous Materials Table
- B. Bulk Sample Summary and Results
- C. Laboratory Report and Chain of Custody Form
- D. Photos of Asbestos Containing Materials

## SECTION 4

### LEAD-BASED PAINT & RISK ASSESSMENT INSPECTION REPORT



## SECTION 1 INTRODUCTION

American Veteran Environmental, LLC (AVENV) was requested by **EA Engineering** to perform an Asbestos & Lead-based Paint Risk Assessment and inspection of the Fritz Peak Observatory, 3 structures belonging to the National Oceanic & Atmospheric Administration (NOAA) and located at 19126 CO State Highway 119 in Rollinsville, CO.

The Environmental Protection Agency (EPA) and Colorado Department of Public Health and Environment (CDPHE) Air Quality Control Commission requires that suspect asbestos-containing materials (ACM) be properly sampled and analyzed prior to any renovation or demolition activities. The NESHAP (National Emission Standard for Hazardous Air Pollutants) rule requires that suspect regulated asbestos-containing building materials be identified, classified and quantified prior to renovation or demolition activities. The CDPHE is responsible for administering the U.S. EPA NESHAP program for Colorado. This asbestos inspection was conducted by Colorado State Certified Asbestos Building Inspectors Sam Rolf, Certificate #921 and Paula Bowers #11051 on September 23 and 24, 2019.

### **1.1. SITE DESCRIPTION**

The Fritz Peak Observatory consists of three (3) government buildings: ***The Fritz Peak Laboratory; Cottage; and the Observation Platform Shed (referred to in this report as the Observatory Shed)***. All three buildings are currently unoccupied. The estimated construction date for both the Fritz Peak Laboratory and the Cottage are believed to be somewhere between 1930-1940. The construction date of the Observatory Shed is unknown but assumed to be sometime after (25 years) the Laboratory Building and Cottage.

The property is located within an undeveloped mountain area of Rollinsville, Colorado bordering Colorado State Highway 119. The Cottage is located approximately 100 feet to the northeast of the Laboratory Building and the Observatory Shed is located about a tenth of a mile above the Cottage and Laboratory Building. Access to the Observatory shed is by way of steep slopes and rocky terrain.



## **FRITZ PEAK LABORATORY BUILDING**

It is a 3-story masonry block and concrete building with yellow brick exterior with a tar and gravel roofing system and approximately 10,758 square feet. Interior walls on all three floors are a combination of concrete, wood paneling and painted drywall. The majority of the walls on the 3<sup>rd</sup> floor consist of drywall finished with wallpaper of various patterns and colors. Ceilings throughout are painted and or textured drywall. Floors are concrete and finished with various 9x9 and 12x12 floor tiles; with an area on the third floor consisting of sheet vinyl flooring.

The mechanical room / boiler room is located on the first floor. According to information provided to AVENV, the boiler (fueled by propane) was replaced approximately 20 years ago. Heating consists of baseboard heating and all visible pipes observed throughout all floors are insulated with fiberglass.

## **COTTAGE**

The cottage is wood frame and brick construction, approximately 760 square feet with asphalt composite roofing shingles. Interior walls and ceilings are painted and textured drywall. Flooring consists of 12x12 floor tile. Heating is generated through a baseboard electrical heating system.

## **OBSERVATORY SHED**

This structure is a metal frame with a seamed metal roof, and approximately 425 square feet. Interior consists of 2 rooms: the main room/work room; and a bunk room. Walls are finished with painted drywall; ceilings and floors are painted wood. Heating is provided by small wall mounted electrical heaters of which each have an asbestos panel behind them. There is a small free standing, wood frame storage shed located on the front /south side of the building. The remaining roofing material of the storage shed consists of green asphalt composition shingles in poor condition. No other suspect materials were observed.



## SECTION 2 ASBESTOS INSPECTION

This asbestos inspection was conducted in general accordance to the *United States EPA procedures published in 40 Code of Federal Regulations (CFR) Part 763, Subpart E – Asbestos-Containing Materials in Schools and Colorado Regulation No. 8 Part B - Asbestos*. These inspection protocols specify requirements for the inspector (Section 763.85), laboratory (Section 763.87), and number of samples to be collected during an inspection (Section 763.86).

### 2.1. VISUAL ASSESSMENT

Inspection activities began with a visual observation of the entire structure to identify homogenous areas of suspect asbestos containing materials (ACM). A homogenous area consists of building materials, which appear similar throughout in terms of color, texture and date of application. Building materials which were not identified as concrete, glass, wood, masonry, metal or rubber are considered suspect ACM.

A physical assessment of homogenous areas of observed suspect ACM was conducted to assess the friability and condition of the materials. The EPA defines a friable material as a material, which can be crumbled, pulverized or reduced to powder by hand pressure, when dry. Friability was assessed by physically touching suspect materials. Based on the visual assessment, and the demolition plans for the building, bulk samples of suspect ACM were collected in general conformance with Asbestos Hazard Emergency Response Act (AHERA) 40 CFR763.86 protocols and as outlined in Colorado Department of Public Health and Environment (CDPHE) Regulation No. 8 Part B- Asbestos.

Samples of homogenous suspect building materials were collected in a randomly distributed manner representative of each homogenous area throughout the building. Samples were placed in sealable containers and labeled with unique sample numbers using an indelible marker.



In some circumstances a material that seems to be homogenous may yield conflicting laboratory results, in which case a return trip to identify and verify actual homogenous sampling areas may be necessary. The EPA and Colorado Department of Public Health and Environment require that a specific number of samples be collected for each homogenous area as follows:

Thermal Systems Insulation		Surfacing Materials	
Up to 1,000 Sq. Ft.	3 Samples	Up to 1,000 Sq. Ft.	3 Samples
1,000 – 5,000 Sq. Ft.	5 Samples	1,000 – 5,000 Sq. Ft.	5 Samples
More Than 5,000 Sq. Ft.	7 Samples	More Than 5,000 Sq. Ft.	7 Samples
<b>Miscellaneous Materials:</b> minimum of 2 each material, inspector’s discretion			

## 2.2 REGULATORY REVIEW

The EPA and The State of Colorado (CDPHE) regulate all materials containing **greater than 1% asbestos**. OSHA regulates materials containing any quantity of asbestos, even trace amounts. Both the EPA and CDPHE requires that an asbestos inspection be conducted by an AHERA accredited Asbestos Building Inspector certified by the State of Colorado prior to renovation or demolition regardless of the date of construction. If an accredited architect or engineer responsible for the construction of the subject building provides a written statement that asbestos containing materials were not used during construction an asbestos inspection is not required.

The EPA National Emissions Standard for Hazardous Air Pollutants (NESHAP) regulation requires that ACMs be identified prior to renovation and demolition activities. NESHAP requires that no friable ACMs be disturbed during these construction activities: *removal, encapsulation, or enclosure*. The asbestos NESHAP rule (40 CFR Part 61, Subpart M) regulates asbestos fiber emissions and asbestos waste disposal practices. It also requires the identification and classification of existing building materials prior to renovation and demolition activities. Under NESHAP, asbestos containing building materials are classified as either **Friable; Category I non-friable; or Category II non-friable ACM**.



- **Friable asbestos-containing materials** are any material containing greater than one percent asbestos and that when dry, can be crumbled, pulverized, or reduced to powder by hand pressure. Some friable materials, such as surfacing material; plaster; drywall, etc. may be in a *non-friable* state but have the potential to become friable under mechanical means such as renovation and or demolition.
- **Category I non-friable ACM** includes gaskets, packing's, resilient floor coverings, and asphalt roofing products containing greater than one percent asbestos.
- **Category II non-friable ACM** are any materials other than Category I materials that contain greater than one percent asbestos.

## TRIGGER LEVELS

Trigger levels pertain to the amount of asbestos or suspect asbestos containing material that has either been disturbed or will be disturbed through renovation or demolition activities. Trigger levels are categorized by the following two (2) building types: Single Family Residential Dwelling (SFRD) and Public or Commercial Buildings. Trigger levels are what regulates an asbestos action such as an inspection; abatement (removal, encapsulation; enclosure; repair); a spill response action; and permitting.

- **Single Family Residential Dwelling** - asbestos trigger level is 32 square feet, 50 linear feet on pipes, **or the equivalence of one 55-gallon drum.**
- **Public or Commercial Bldg.** - asbestos trigger level is 160 square feet, 260 linear feet on pipes, **or the equivalence of one 55- gallon drum.**

Regulation No. 8 Part B-Asbestos requires an asbestos inspection following the AHERA protocol be conducted prior to renovation and or demolition if the activities could disturb greater than the trigger levels of any asbestos or suspect asbestos containing material.



## OSHA REGULATIONS FOR ASBESTOS

The October 11, 1994, revision to the OSHA Standard requires that suspect ACM in buildings built prior to 1981 be assumed to be asbestos or an inspection be conducted by an EPA accredited asbestos building inspector.

The Occupational Safety and Health Administration (OSHA) Asbestos Standard for the Construction Industry (29 CFR 1926.1101) regulates workplace exposure to asbestos. The OSHA standard requires that employee exposure to airborne asbestos fibers be maintained below the Permissible Exposure Limit (PEL) of 0.1 fibers per cubic centimeter (0.1f/cc). Personal air monitoring may be required if the workers are expected to be exposed to asbestos in excess concentrations of the PEL. **OSHA regulations also require adequate training for all persons handling asbestos containing materials.**

The OSHA standard classifies construction and maintenance activities which could disturb ACM, and specifies training, work practices and precautions which employers must follow when engaging in each class of regulated work. States which administer their own Federally approved state OSHA programs, may require other precautions.

EPA and CDPHE policy for the handling of joint compound that has been identified as ACM, when associated with drywall that is not asbestos, results in a mixed classification which requires an evaluation of work methods to determine if the impact will be direct or indirect to determine which classification applies. The following regulatory rationale is used to determine the final classification and when the composite result may be used, and when only the layer result can be used:

1. EPA and CDPHE allows a composite sample result (drywall and joint compound together) to be used when renovation or demolition operations will only **indirectly** impact the joint compound, such as removal of the entire wall system (drywall and joint compound removed together), to determine if the material is ACM.





This option does not prevent classifying the material as ACM based solely on the layered result as described below.

2. When the renovation or demolition operations will **directly** impact the joint compound, such as sanding or scraping the joint compound, then only the layer result for the joint compound may be used to determine if the material is ACM.

OSHA does not recognize the EPA and CDPHE composite analysis policy, and therefore asbestos containing joint compound is considered ACM regardless if the activity is direct or indirect impact and is subject to applicable OSHA asbestos regulations. Removal of the drywall and joint compound together under normal demolition methods is not considered direct impact to the joint compound and is not subject to EPA and CDPHE regulations when the composite result is less than 1% asbestos.

### **2.3. SUSPECT ASBESTOS-CONTAINING MATERIALS**

Refer to the Homogeneous Areas table in Appendix A for a complete list of suspect materials observed during this inspection.

#### **SUSPECT SAMPLES COLLECTED**

Bulk samples were collected by AVENV and submitted under chain of custody procedures to an accredited laboratory for analysis by Polarized Light Microscopy (PLM) with dispersion staining techniques per EPA methodology (40 CFR 763, Subpart F). Microscopic visual estimation was used in obtaining the percentage of asbestos in bulk samples. *Refer to Appendix B for information pertaining to the suspect materials sampled and locations as a part of this inspection.*

### **2.4. ASBESTOS CONTAINING MATERIALS (ACM)**

Asbestos was identified in concentrations greater than one percent (>1%) in some of the materials sampled. *Refer to Appendix A Homogeneous Materials Table for materials, quantity and locations identified as a part of this inspection.*



## 2.5. TRACE ASBESTOS MATERIALS

Non-Friable materials containing 1% or less asbestos also referred to as “trace asbestos” are not subject to EPA and CDPHE requirements. However, CDPHE requires **Point Count analysis** for materials reporting trace-1% asbestos.

### POINT COUNT

Point counting is a more detailed means of analysis than standard PLM. Federal and State agencies define ACM as materials containing greater than one percent (1%) asbestos. The NESHAP regulation requires that if standard PLM analysis determines that a sample contains less than ten percent (10%) asbestos, the material must be considered asbestos containing or be point counted. Even if the sample is less than one percent (1%) by standard PLM, the material must be assumed to be ACM or point counted. If the point counting analysis is different than the PLM analysis, the point counting result takes precedence.

If standard PLM analysis determines that a material has no asbestos or that the material contains greater than 10% asbestos, point counting is not necessary. Materials containing 1% or less (trace) asbestos are subject to OSHA regulations. **None of the materials sampled were point counted.**

### COMPOSITE ANALYSIS

In instances where joint compound on drywall has been sampled and analyzed and determined by PLM analysis to be asbestos containing (greater than 1%), CDPHE allows for the drywall and joint compound to undergo a second method of analysis. This is recognized as “**composite**” and is used to determine the actual asbestos percentage of the compound on the entire drywall sample. If the compound is found to be less than 1% asbestos of the drywall, then the material is not classified as an asbestos containing material and therefore can be disposed of as general construction debris.

- **Composite analysis was performed on drywall samples having trace amounts of asbestos with overall resulting asbestos concentrations identified as less than one percent (<1%).**



## 2.5 REGULATED ASBESTOS-CONTAINING MATERIALS

Regulated asbestos-containing materials (RACMs) containing greater than 1% asbestos are required by EPA and Colorado Department of Public Health and Environment (CDPHE) regulations to be removed prior to renovation and/or demolition activities if such activities will impact these materials. RACMs are either friable materials; or non-friable materials likely to be rendered friable during the demolition and or renovation processes. Friable ACM; Category I and Category II non-friable ACM in poor condition and which has become friable or will be subject to drilling, sanding, grinding, cutting, burning, or abrading and which could be crushed or pulverized during anticipated renovation or demolition activities are considered regulated ACM (RACM) and must be removed prior to such activities. *Refer to Appendix A. Homogeneous Materials Table for asbestos containing materials, quantity and locations identified as a part of this inspection.*

### SPECIAL NOTE REGARDING ROOFING & OTHER NON-FRIABLE MATERIALS

Pursuant to the Colorado Regulation 8, Control of Hazardous Air Pollutants, Section III. Part 3 Paragraph C (1) Roofing Materials: *"Tar impregnated roofing felts, asphalt tiles, asphalts and mastics that are non-friable and will remain non-friable during abatement are exempt from this regulation."*

The Colorado Department of Public Health and Environment, Air Pollution Control Division, allows for these materials to remain in place for demolition. *However, the demolition of the building cannot include explosives; sawing (rotary or reciprocating); grinding; abrading; blasting or intentional burning that will render the materials friable. Recycling of these materials is NOT permitted.*

If the non-friable ACM is to be disposed of then it must be transported to a landfill that will accept non-friable ACM. The landfill must be contacted prior to disposal to ensure that the non-friable ACM is transported and packaged in accordance with the landfill's specific policy or regulation.

If the materials have been rendered friable, the materials must be disposed of as friable asbestos-containing waste materials pursuant to subsection III.R. (Waste Handling).



## SECTION 3

### CONCLUSIONS AND RECOMMENDATIONS

American Veteran Environmental, LLC makes the following conclusions and recommendations based on the asbestos inspection activities and laboratory analysis of bulk samples collected:

- Asbestos containing materials were identified in bulk samples collected in all three (3) buildings. Refer to Appendix A Homogeneous Materials Table for materials, quantity and locations identified as a part of this inspection.
- All friable and non-friable asbestos containing materials must be removed by a certified asbestos abatement contractor (GAC) prior to renovation if such activities will impact the materials. Refer to Appendix A for material locations.
- Composite drywall with joint compound that has been composited to contain 1% or less asbestos must also be removed by a certified asbestos abatement contractor prior to renovation if the material will be impacted.
- This report is not to be used as a bidding document for the removal of asbestos containing materials. The proper removal and handling of these materials is addressed through a separate and written “abatement scope of work” document. This inspection report is used solely to identify and classify asbestos containing materials (ACM) and the specific locations of ACM identified.

#### 3.1 GENERAL COMMENTS

All ACM identified in this report is subject to the EPA National Emissions Standards for Hazardous Air Pollutants (NESHAPs) Regulations for Asbestos (40 CFR Part 61) and the CDPHE Regulation No. 8 Part B-Asbestos, “The Control of Hazardous Air Pollutants”. The CDPHE is responsible for administering the



U.S. EPA NESHAP program for Colorado. ACBM is subject to OSHA Construction Industry Standard for Asbestos (29 CFR Part 1926.1101). This asbestos inspection was conducted in a manner consistent with the level of care and skill ordinarily exercised by members of the profession currently practicing under similar conditions in the same locale.

The information contained in this report is relevant to the date on which this inspection was performed and should not be relied upon to represent conditions at a later date. Contractors or consultants reviewing this report must draw their own conclusions regarding further investigation deemed necessary.

AVENV does not warrant the work of regulatory agencies, laboratories or other third parties supplying information which may have been used in the preparation of this report. In the event of any reuse or publication of any portion of this report, AVENV shall not be liable for any damages arising out of such reuse or publication. Any use a third party makes of this report, or any reliance on or decisions to be made on it, is the responsibility of such third party.

### **3.2 FINAL COMMENTS**

Reasonable effort was made by AVENV to locate and sample accessible suspect building materials associated with the project as previously detailed in this report. However, for any structure, the existence of unique or concealed asbestos-containing materials is a possibility. *As per the Asbestos Hazard Emergency Response Act (AHERA), a suspect material is to be considered asbestos-containing unless it is proven otherwise by appropriate inspection and sampling.*



## LIMITATIONS

AVENV's level of diligence and investigative procedures are intended to reduce, but not eliminate, potential uncertainty regarding the presence of ACM. The determinations made in this report should not be construed as a guarantee that all ACM present in the subject property has been identified and included. No warranty or guarantee expressed or implied, is made regarding the findings, conclusions, or recommendations contained in this report.

Should you have any questions concerning this project, please do not hesitate to contact our office at (303) 901-9835. Thank you for the opportunity to provide this service to you.

Respectfully Submitted,

Sam Rolf  
Asbestos Building Inspector #921

Paula S. Bowers,  
Asbestos Building Inspector #11051



## **BUILDING 1** **Laboratory Building**



*American Veteran Environmental LLC*  
13373 N. Harback Rd. Bennett, CO 80102 / Denver Office: 7100 Broadway Suite 3A Denver, CO 80221  
303.901.9835 / [www.avenv.com](http://www.avenv.com)



# **Appendix A**

## **Homogeneous Materials Table**

### **(Laboratory Building)**



**APPENDIX A.  
HOMOGENEOUS MATERIALS TABLE  
NOAA Fritz Peak Observatory (Laboratory Building)  
19126 Co State Highway 119  
Rollinsville, CO**

<b>HA</b>	<b>Description</b>	<b>Estimated Quantity</b>	<b>Locations</b>	<b>Friable Non-Friable Category</b>	<b>Hazard Ranking &amp; Disturbance Potential</b>
BBA01	4" black vinyl baseboard	N/A	3 <sup>rd</sup> floor restrooms	NF Category I	N/A
BBA02	4" black vinyl baseboard yellow adhesive	N/A	2 <sup>nd</sup> floor restrooms	NF Category I	N/A
BBA03	4" gray vinyl baseboard, yellow adhesive	N/A	1 <sup>st</sup> floor rooms	NF Category I	N/A
BBA04	4" black vinyl baseboard with dark brown adhesive	N/A	1 <sup>st</sup> floor room below stairs	NF Category I	N/A
CDW01	Composite drywall w joint compound	N/A	3 <sup>rd</sup> floor walls/ceilings	NF-Misc. Category II	Good condition -5 Low
CDW02	Composite drywall w joint compound	N/A	2 <sup>nd</sup> floor wall/ceilings	NF-Misc. Category II	Good condition -5 Low
CDW03	Composite drywall w joint compound	N/A	1 <sup>st</sup> floor- walls/ceilings	NF-Misc. Category II	Good condition -5 Low
CDW04	Composite drywall w joint compound	N/A	1 <sup>st</sup> floor addition south side	NF-Misc. Category II	N/A
CK01	Caulking associated with interior metal framed windows	N/A	1 <sup>st</sup> – 3 <sup>rd</sup> floors	NF Category I	N/A

**Asbestos Containing Materials are Listed in Red.**  
**Materials Containing 1% or less are Listed in Blue.**

**APPENDIX A.  
HOMOGENEOUS MATERIALS TABLE  
NOAA Fritz Peak Observatory (Laboratory Building)  
19126 Co State Highway 119  
Rollinsville, CO**

HA	Description	Estimated Quantity	Locations	Friable Non-Friable Category	Hazard Ranking & Disturbance Potential
CK02	Brown caulking associated with windows	N/A	Exterior windows	NF-Misc. Category I	N/A
CK03	Gray caulking associated with wood frame of door	1 SF	Exterior of building	NF-Misc. Category I	Good condition -5 Low
CK04	Brown caulking with yellow foam	N/A	Exterior hatch door south exterior of bldg. (addition)	NF-Misc. Category I	N/A
FDM01	Fire door material ASSUMED	3	Metal doors- 1 <sup>st</sup> floor	NF-Misc. Category II	Good condition -5 Low
FTM01	12x12 off white floor tile w/specs Yellow mastic	N/A	3 <sup>rd</sup> floor	NF-Misc. Category I	N/A
FTM02	9x9 floor tile/black mastic 3 colors-rose, gray, and green	2,386 SF	2 <sup>nd</sup> floor rooms (except 2208; kitchen)	NF-Misc. Category I	Good condition -5 Low
FTM03	9x9 brown floor tile/black mastic	636 SF	2 <sup>nd</sup> floor room 2208; kitchen	NF-Misc. Category I	Good condition -5 Low
FTM04	9X9 rust color floor tile with crème swirl accent	N/A	1 <sup>st</sup> floor areas and Rm 1101 same tile painted black	NF-Misc. Category I	N/A
MA01	Black vinyl stair tread	N/A	Stairway from 1 <sup>st</sup> to 3 <sup>rd</sup> floors	NF-Misc. Category I	N/A
MA02	Wallpaper adhesive Applied to drywall	>1,000 SF	Associated with composite drywall systems, throughout building	NF-Misc. Category I	Good condition -5 Low
OT01	Green chalkboards ASSUMED	3	1 <sup>st</sup> floor; 2 <sup>nd</sup> floor hall; 3 <sup>rd</sup> floor office	NF-Misc. Category II	Good condition -5 Low

**Asbestos Containing Materials are Listed in Red.**  
**Materials Containing 1% or less are Listed in Blue.**

**APPENDIX A.  
HOMOGENEOUS MATERIALS TABLE  
NOAA Fritz Peak Observatory (Laboratory Building)  
19126 Co State Highway 119  
Rollinsville, CO**

<b>HA</b>	<b>Description</b>	<b>Estimated Quantity</b>	<b>Locations</b>	<b>Friable Non-Friable Category</b>	<b>Hazard Ranking &amp; Disturbance Potential</b>
PS01	White pipe sealant on fiberglass pipe insulation	N/A	3 <sup>rd</sup> floor exposed pipes	NF-Misc. Category I	N/A
PS02	White pipe sealant on fiberglass pipe insulation	N/A	2 <sup>nd</sup> floor exposed pipes	NF-Misc. Category I	N/A
PS03	White pipe sealant on fiberglass pipe insulation	N/A	1 <sup>st</sup> floor exposed pipes	NF-Misc. Category I	N/A
RF01	Roof flashing black/silver	1,000 SF	Exterior roof perimeter and on roof access hatch	NF-Misc. Category I	Good condition -5 Low
RT01	Tar and gravel roofing material	3,586 SF	Exterior roof of building	NF-Misc. Category I	Good condition -5 Low
SVF01	Sheet vinyl flooring tan and brown wood pattern	N/A	3 <sup>rd</sup> floor	Friable- Misc.	N/A
SVW01	Sheet vinyl wall material- tan with light brown swirl pattern	N/A	wall covering in restrooms 2 <sup>nd</sup> , 3 <sup>rd</sup> walls of kitchen 2 <sup>nd</sup> floor	Friable- Misc.	N/A
TS01	Skim texture- trowel pattern on drywall, painted	1,050 SF	2 <sup>nd</sup> floor ceilings- room 2202 and adjoining hallway	Friable-Surfacing	Good condition -5 Low
TS02	Skim texture- heavy trowel pattern on drywall, painted	1,000 SF	2 <sup>nd</sup> floor ceilings Room 2101	Friable-Surfacing	Good condition -5 Low
WG01	Window glaze associated with metal frame windows	N/A	Exterior windows	NF-Misc. Category II	N/A

**Asbestos Containing Materials are Listed in Red.**  
**Materials Containing 1% or less are Listed in Blue.**

**Friable (F):** material that be crumbled, pulverized, or reduced to powder with hand pressure when dry

**Non-Friable (NF):** material that cannot be crumbled, pulverized, or reduced to powder with hand pressure when dry

**Thermal Systems Insulation (TSI):** used to control heat transfer and or condensation on HVAC, hot and cold water or other mechanical systems etc.

**Surfacing Material (SM):** material that is sprayed or troweled onto surfaces such as fire proofing on structural members, plaster for acoustical, decorative, etc.

**Miscellaneous Material (Misc):** all other materials including taping mud, floor tile mastic, stucco, leveling compound, and hard plasters.

**Category I non-friable (NF) ACM:** resilient floor coverings, asphalt roofing products, packings, gaskets, or caulking containing greater than 1% asbestos

**Category II non-friable (NF) ACM:** any material that is not Category I that contains greater than 1% asbestos

**Hazard Ranking:**

1= damaged or significantly damaged Thermal Systems Insulation (TSI) ACM;

2=damaged friable surfacing ACM;

3=significantly damaged friable surfacing ACM;

4=damaged or significantly damaged friable miscellaneous ACM;

5=ACBM with potential for damage;

6=ACBM with potential for significant damage;

7=any remaining friable ACBM or suspected ACBM.

**Disturbance Potential:**

**Low** = the material may be accessible but is not likely to be damaged under most circumstances.

**Moderate** = the material is accessible and is likely to suffer limited damage over time.

**High** = the material is friable and/or already damaged, is accessible, and there is specific reason to believe the material will receive a large amount of damage in the foreseeable future.

**Condition:**

**Good** = the material had no visible damage, or extremely minor damage or surface marring (i.e., a room of floor tile has only four or five with small corners broken from the tile).

**Damaged** = the material had visible damage evenly distributed over less than 10% of its surface or localized over less than 25% of its surface.

**Significantly damaged** = the material had visible damage that is evenly distributed over 10% or more of its surface or localized over 25% or more of its surface.

**Asbestos Containing Materials are Listed in Red.**  
**Materials Containing 1% or less are Listed in Blue.**



**Appendix B**  
**Summary of Bulk Samples**  
**& drawing**  
**(Laboratory Building)**

## APPENDIX B. Asbestos Bulk Sample Log

<b>Project Name:</b>	NOAA Fritz Peak Observatory
<b>Project Address:</b>	19126 CO State Highway 119 Rollinsville, CO
<b>Contact / Client:</b>	EA Engineering
<b>Inspection date &amp; Lab COC #</b>	9/23/19-9/24/19 A1917520v3

<b>Building:</b>	Commercial - Laboratory Building
<b>Work Area:</b>	Interior/exterior
<b>Asbestos:</b>	<b>YES</b>
<b>Accessibility To Building Occupants?</b>	Unoccupied

Sample No.	Description of Material Sampled	Hazard Ranking	AHERA Rating	Asbestos Laboratory Results	Sample location
BBA01-1	4" black vinyl baseboard w/yellow adhesive	N/A	N/A	None detected	3 <sup>rd</sup> Fl- Restroom 3005- below center window
BBA01-2	4" black vinyl baseboard w/yellow adhesive	N/A	N/A	None detected	3 <sup>rd</sup> Fl- Restroom 3005- adj window
BBA02-1	4" black vinyl baseboard w/yellow adhesive	N/A	N/A	None detected	2 <sup>nd</sup> Fl- Restroom 2007, south wall
BBA02-2	4" black vinyl baseboard w/yellow adhesive	N/A	N/A	None detected	2 <sup>nd</sup> Fl- Restroom 2005, south wall
BBA03-1	4" gray vinyl baseboard	N/A	N/A	None detected	1 <sup>st</sup> Fl- Rm 1209 west wall
BBA03-2	4" gray vinyl baseboard	N/A	N/A	None detected	1 <sup>st</sup> Fl- Rm 1204
BBA03-3	4" gray vinyl baseboard	N/A	N/A	None detected	1 <sup>st</sup> Fl- Rm 1204
BBA04-1	4" black vinyl baseboard w/ dark brown adhesive	N/A	N/A	None detected	1 <sup>st</sup> Fl- Rm 101 below stairs
BBA04-2	4" black vinyl baseboard w/ dark brown adhesive	N/A	N/A	None detected	1 <sup>st</sup> Fl- Rm 101 below stairs
CDW01-1	Composite drywall w/joint compound	N/A	N/A	None detected	3 <sup>rd</sup> Fl- Rm 3105 center of east wall
CDW01-2	Composite drywall w/joint compound	N/A	N/A	None detected	3 <sup>rd</sup> Fl- Rm 3202 West corner
CDW01-3	Composite drywall w/joint compound	N/A	N/A	None detected	3 <sup>rd</sup> Fl- Rm 3208 SE corner
CDW02-1	Composite drywall w/joint compound	Good Low-5	NF Misc.	<1% Chrysotile	2 <sup>nd</sup> Fl- kitchen wall west above doorway
CDW02-2	Composite drywall w/joint compound	Good Low-5	NF Misc.	<1% Chrysotile	2 <sup>nd</sup> Fl- Rm 2208 center ceiling south corner
CDW03-1	Composite drywall w/joint compound	Good Low-5	NF Misc.	<1% Chrysotile	1 <sup>st</sup> Fl Rm 101 SW corner wall

Sample No.	Description of Material Sampled	Hazard Ranking	AHERA Rating	Asbestos Laboratory Results	Sample location
CDW03-2	Composite drywall w/joint compound	Good Low-5	NF Misc.	<1% Chrysotile	1 <sup>st</sup> Fl Rm 1204 NE corner
CDW04-1	Composite drywall w/joint compound	N/A	N/A	None detected	1 <sup>st</sup> Fl- Addition off of Rm 1101 SW corner wall
CDW04-2	Composite drywall w/joint compound	N/A	N/A	None detected	1 <sup>st</sup> Fl- Addition off of Rm 1101 E corner wall
CK01-1	Caulking on metal frame windows-interior	N/A	N/A	None detected	2 <sup>nd</sup> Fl- Rm 2202 SE window
CK01-2	Caulking on metal frame windows-interior	N/A	N/A	None detected	2 <sup>nd</sup> Fl- Rm 2201 N window
CK02-1	Brown caulking on metal windows	N/A	N/A	None detected	Exterior South window
CK02-2	Brown caulking on metal windows	N/A	N/A	None detected	Exterior North window
CK03-1	Gray caulking around wood door	Good Low-5	NF Misc.	3% Chrysotile	Exterior storage Rm near kitchen - wood door frame
CK03-2	Gray caulking around wood door	Good Low-5	NF Misc.	3% Chrysotile	Exterior storage Rm near kitchen - wood door frame
CK04-1	Brown caulking w/yellow foam	N/A	N/A	None detected	Exterior- around hatch door of addition
CK04-2	Brown caulking w/yellow foam	N/A	N/A	None detected	Exterior- around hatch door of addition
FTM01-1	12x12 off white spec floor tile w/ yellow mastic	N/A	N/A	None detected	3 <sup>rd</sup> Fl- Rm 3105 East
FTM01-2	12x12 off white spec floor tile w/ yellow mastic	N/A	N/A	None detected	3 <sup>rd</sup> Fl- hallway near roof access, at damage
FTM02-1	9x9 gray accent tile black mastic	Good Low-5	NF Misc.	2% -Tile Chrysotile	2 <sup>nd</sup> Fl- Rm 2001 at edge of wall
FTM02-2	9x9 green accent tile black mastic	Good Low-5	NF Misc.	2% -Tile Chrysotile	2 <sup>nd</sup> Fl- Rm 2002 wall adjacent kitchen doorway
FTM02-3	9x9 rose accent tile black mastic	Good Low-5	NF Misc.	2% -Tile Chrysotile	2 <sup>nd</sup> Fl- Rm 2101 NE corner
FTM03-1	9x9 brown floor tile black mastic	Good Low-5	NF Misc.	2% -Tile Chrysotile	2 <sup>nd</sup> Fl-Rm 2208 S wall edge at damage
FTM03-2	9x9 brown floor tile black mastic	Good Low-5	NF Misc.	2% -Tile Chrysotile	2 <sup>nd</sup> Fl- Kitchen near entry at damage
FTM04-1	9X9 rust floor tile w/ crème swirl pattern black mastic	N/A	NF Misc.	None detected	1s Fl- Rm 1101 adjacent windows
FTM04-2	9X9 rust floor tile w/ crème swirl pattern black mastic	N/A	NF Misc.	None detected	1st Fl- Rm 1101 at doorway to 1103
MA01-1	Black vinyl stair tread	N/A	NF Misc.	None detected	3 <sup>rd</sup> Fl top center stair
MA01-2	Black vinyl stair tread	N/A	NF Misc.	None detected	2nd Fl bottom stair
MA02-1	Mastic/adhesive - Wallpaper on drywall	Good Low-5	NF Misc.	<1% -JC Chrysotile	3 <sup>rd</sup> Fl Rm 3107 west wall

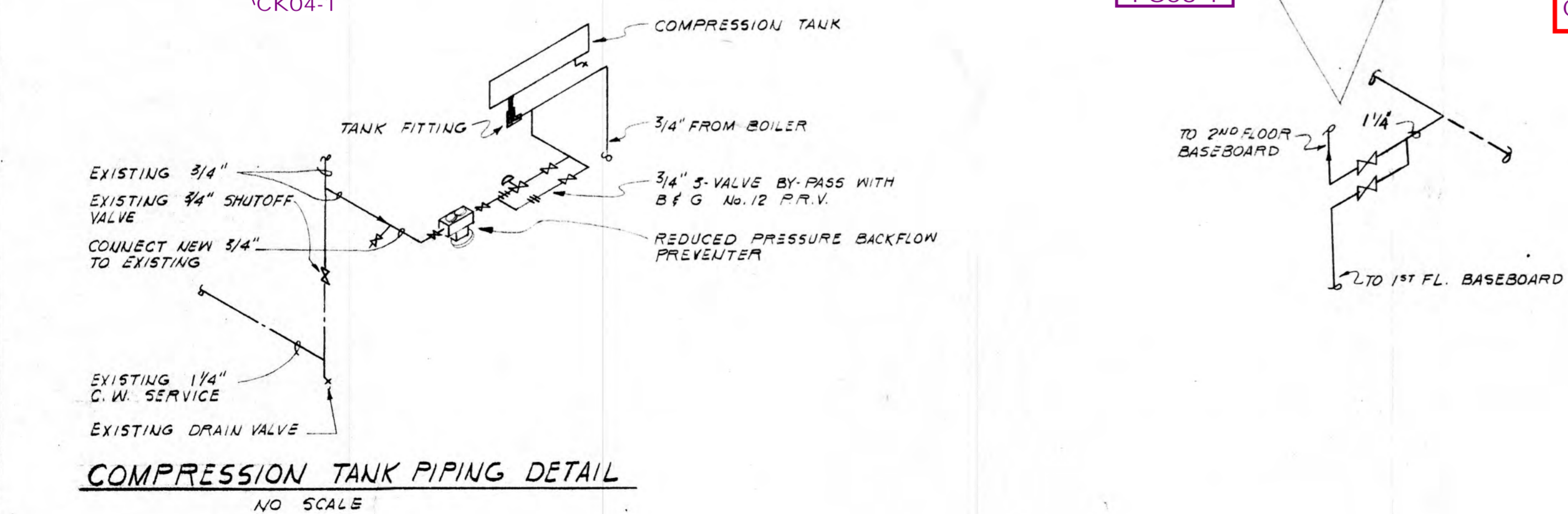
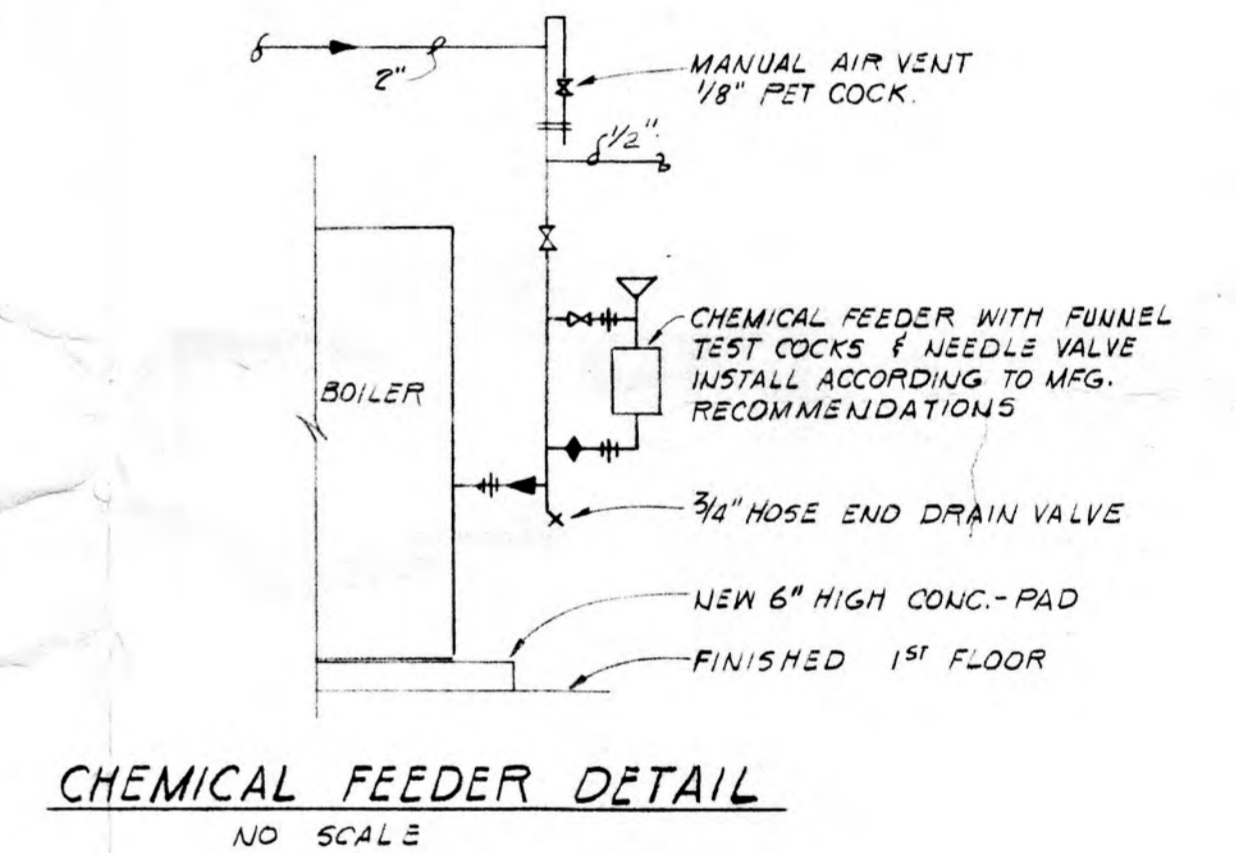
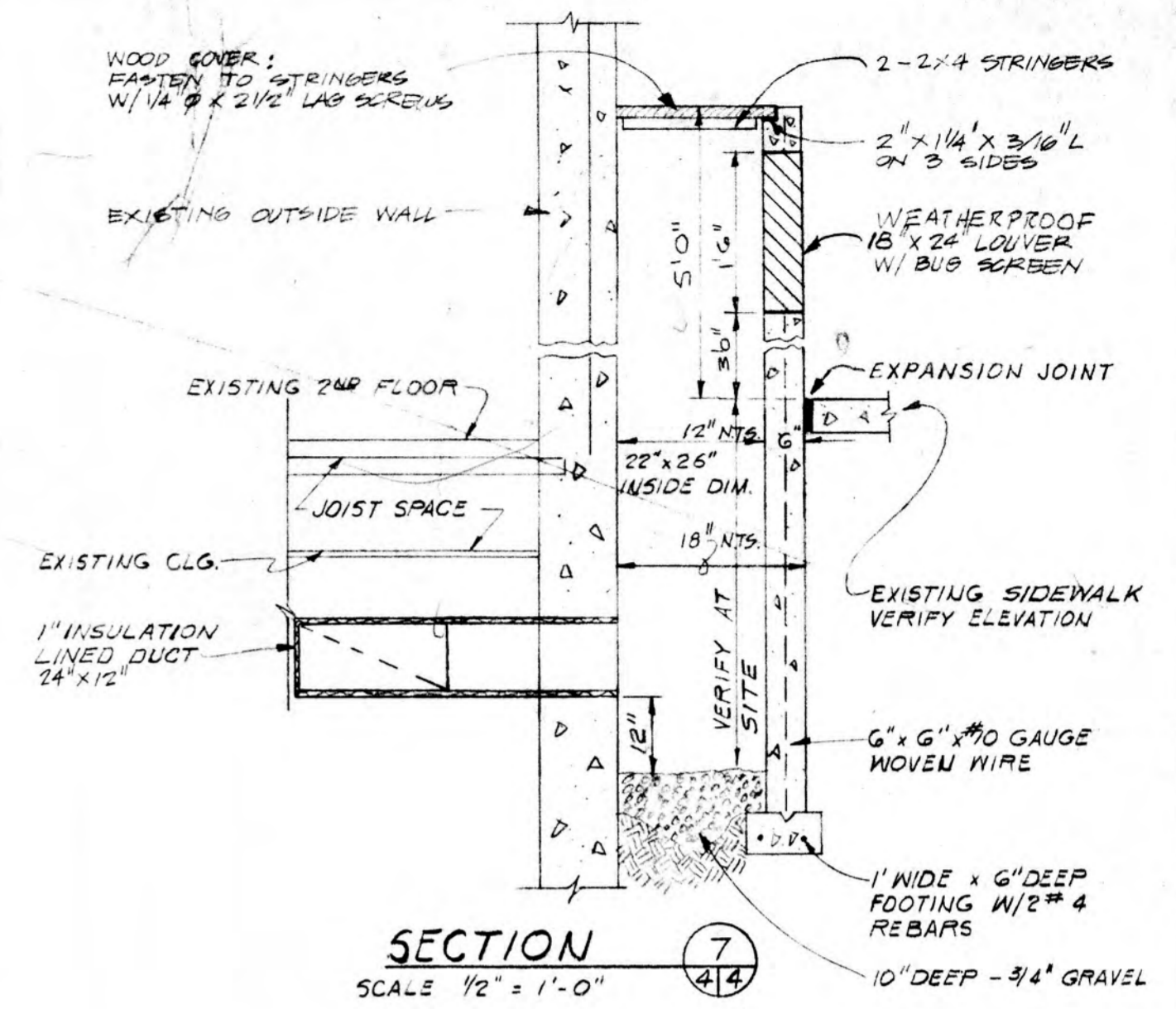
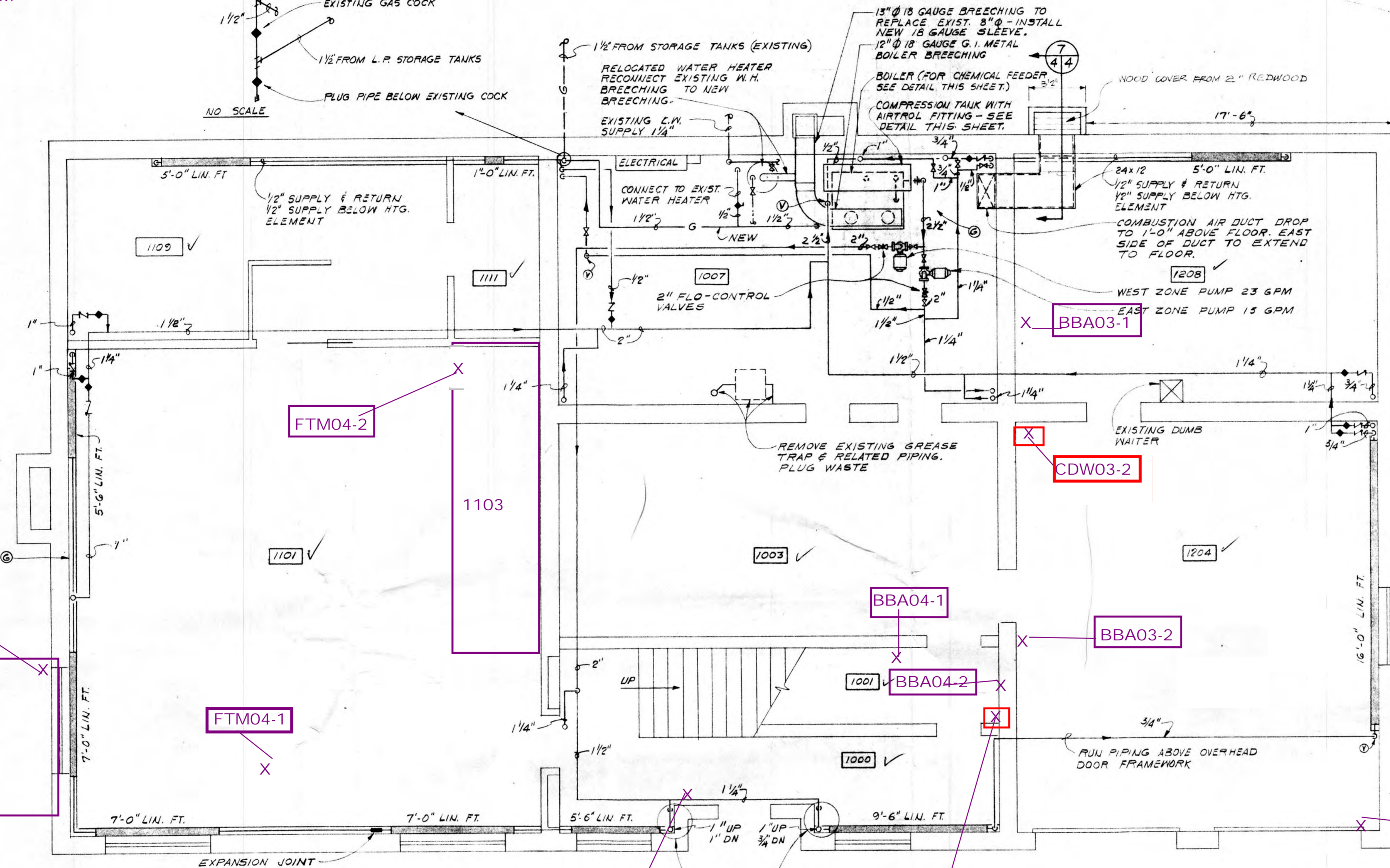
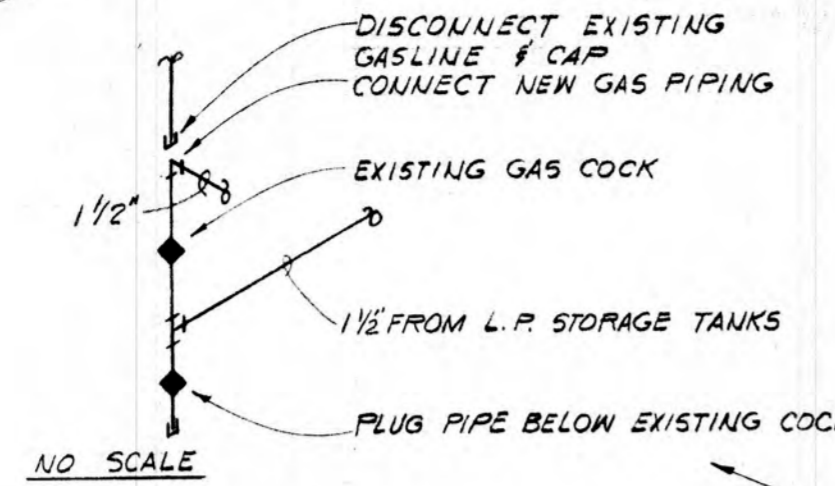
<b>Sample No.</b>	<b>Description of Material Sampled</b>	<b>Hazard Ranking</b>	<b>AHERA Rating</b>	<b>Asbestos Laboratory Results</b>	<b>Sample location</b>
<b>MA02-2</b>	<b>Mastic/adhesive - Wallpaper on drywall</b>	<b>Good Low-5</b>	<b>NF Misc.</b>	<b>&lt;1% -JC Chrysotile</b>	<b>3<sup>rd</sup> Fl- Rm 3204 East wall</b>
PS01-1	White pipe sealant on fiberglass insulation	N/A	N/A	None detected	3 <sup>rd</sup> Fl- Rm 3105 East side
PS01-2	White pipe sealant on fiberglass insulation	N/A	N/A	None detected	3 <sup>rd</sup> Fl- Rm 3105 North side
PS02-1	White pipe sealant on fiberglass insulation	N/A	N/A	None detected	2 <sup>nd</sup> Fl- Rm 2208 SE side of room
PS02-2	White pipe sealant on fiberglass insulation	N/A	N/A	None detected	2 <sup>nd</sup> Fl- Rm 2001 South above windows
PS03-1	White pipe sealant on fiberglass insulation	N/A	N/A	None detected	1 <sup>st</sup> Fl- Hallway at bottom stairs
PS03-2	White pipe sealant on fiberglass insulation	N/A	N/A	None detected	1 <sup>st</sup> Fl- Rm 1204 corner
<b>RF01-1</b>	<b>Roof flashing black/silver</b>	<b>Good Low-5</b>	<b>NF Misc.</b>	<b>5% /10% Chrysotile</b>	<b>Exterior- 3<sup>rd</sup> Fl roof access hatch south side of building</b>
<b>RF01-2</b>	<b>Roof flashing black/silver</b>	<b>Good Low-5</b>	<b>NF Misc.</b>	<b>5% /10% Chrysotile</b>	<b>Exterior- 3<sup>rd</sup> Fl roof access hatch South side of building</b>
<b>RT01-1</b>	<b>Tar and gravel roofing material</b>	<b>Good Low-5</b>	<b>NF Misc.</b>	<b>5% Chrysotile</b>	<b>Exterior- roof North of hatch</b>
<b>RT01-2</b>	<b>Tar and gravel roofing material</b>	<b>Good Low-5</b>	<b>NF Misc.</b>	<b>5% Chrysotile</b>	<b>Exterior- roof South of hatch</b>
SVF01-1	Sheet vinyl flooring tan and brown wood pattern	N/A	N/A	None detected	3 <sup>rd</sup> Fl- Rm 3111 along NE wall at damage
SVF01-2	Sheet vinyl flooring tan and brown wood pattern	N/A	N/A	None detected	3 <sup>rd</sup> Fl Hall 3200 South end near stairs
SVW01-1	Sheet vinyl wall material tan w/ light brown swirl pattern	N/A	N/A	None detected	3 <sup>rd</sup> Fl- Restroom 3005 SW wall at damage above pipes
SVW01-2	Sheet vinyl wall material tan w/ light brown swirl pattern	N/A	N/A	None detected	3 <sup>rd</sup> Fl- Restroom 3005 SW wall at damage above pipes
<b>TS01-1</b>	<b>Trowel pattern texture on drywall</b>	<b>Good Low-5</b>	<b>Friable surfacing</b>	<b>3% Chrysotile</b>	<b>Ceiling- 2<sup>nd</sup> Fl Rm 2000 Center</b>
<b>TS01-2</b>	<b>Trowel pattern texture on drywall</b>	<b>Good Low-5</b>	<b>Friable surfacing</b>	<b>3% Chrysotile</b>	<b>Ceiling – 2<sup>nd</sup> Fl Rm 2202 S. edge ceiling above window</b>
<b>TS01-3</b>	<b>Trowel pattern texture on drywall</b>	<b>Good Low-5</b>	<b>Friable surfacing</b>	<b>3% Chrysotile</b>	<b>Ceiling – 2<sup>nd</sup> Fl Rm 2202 E. corner ceiling</b>
<b>TS02-1</b>	<b>Heavy trowel pattern texture on drywall</b>	<b>Good Low-5</b>	<b>Friable surfacing</b>	<b>3% Chrysotile</b>	<b>Ceiling- 2<sup>nd</sup> Fl Rm 2101 SW corner adjacent window</b>
<b>TS02-2</b>	<b>Heavy trowel pattern texture on drywall</b>	<b>Good Low-5</b>	<b>Friable surfacing</b>	<b>3% Chrysotile</b>	<b>Ceiling- 2<sup>nd</sup> Fl Rm 2101 W side of rm center</b>
<b>TS02-3</b>	<b>Heavy trowel pattern texture on drywall</b>	<b>Good Low-5</b>	<b>Friable surfacing</b>	<b>3% Chrysotile</b>	<b>Ceiling- 2<sup>nd</sup> Fl Rm 2101 NW corner adjacent window</b>
WG01-1	Window glaze-metal frame window	N/A	N/A	None detected	3 <sup>rd</sup> Fl Restroom 3005 window
WG01-2	Window glaze-metal frame window	N/A	N/A	None detected	3 <sup>rd</sup> Fl Restroom 3005 window

N/A = not applicable

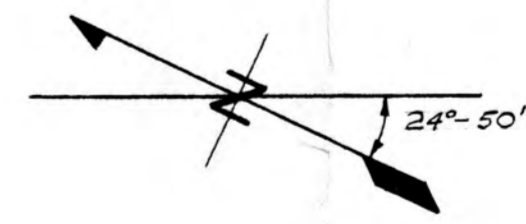


1ST FLOOR ASBESTOS INSPECTION  
SAMPLE LOCATIONS

= ACM



FIRST FLOOR PLAN  
SCALE: 1/4" = 1'-0"

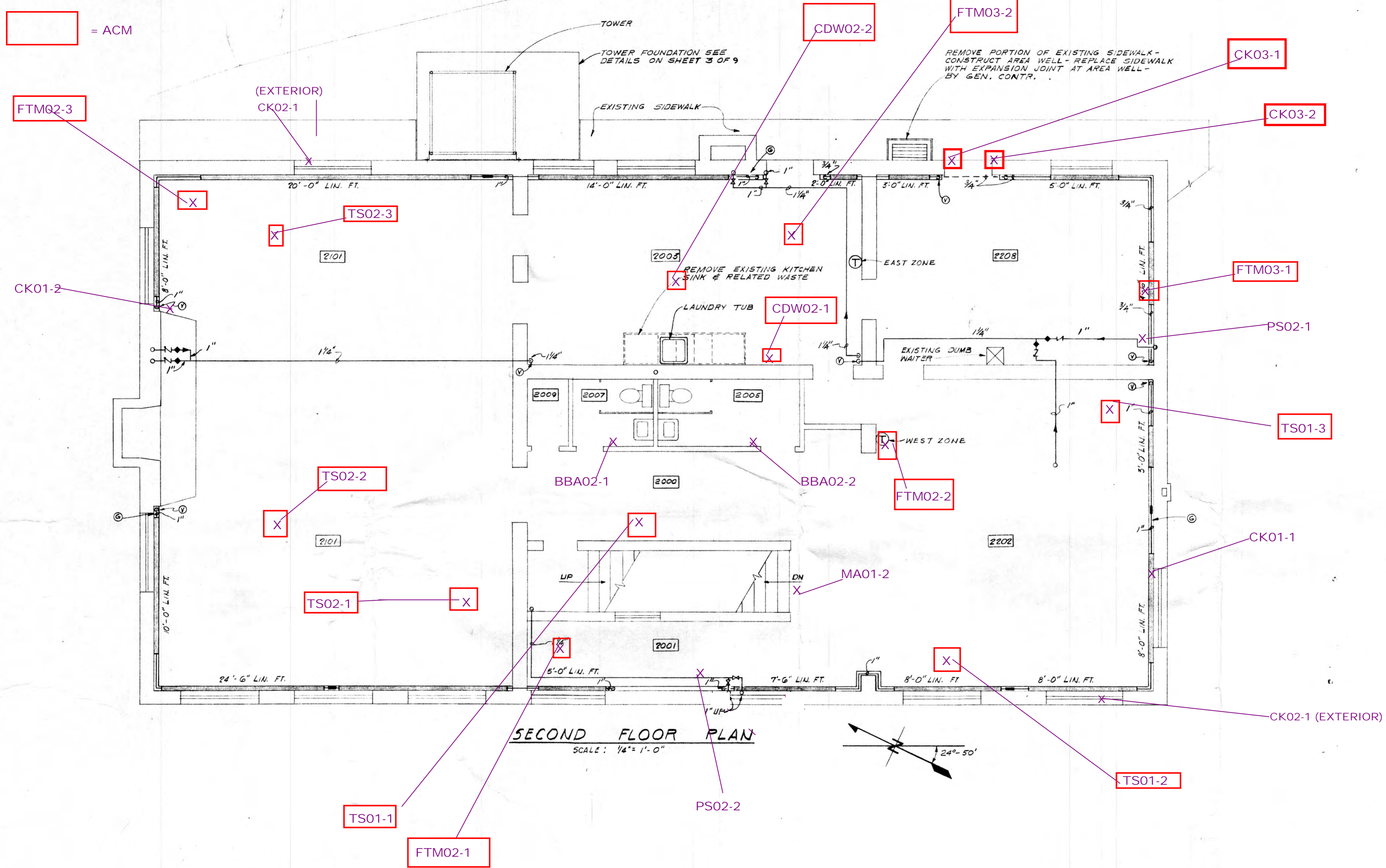


NATIONAL BUREAU OF STANDARDS BOULDER, COLORADO	
OBSERVATORY BUILDING MODIFICATION FRITZ PEAK FIELD SITE FIRST FLOOR MECHANICAL AND DETAILS	
DESIGNED: LLB	DATE 11-14-66
DRAWN: LPF	DATE 11-16-66
CHECKED: JMCK	DATE 11-18-66
APPROVED: W.L.P.	DATE 5 Dec 66
PROJECT 484500447	SCALE: 1/4" = 1'-0"
DRAWING FP-20800	Sheet 4 of 9



ASBESTOS INSPECTION SAMPLE LOCATIONS - 2ND FLOOR

[Red Box] = ACM



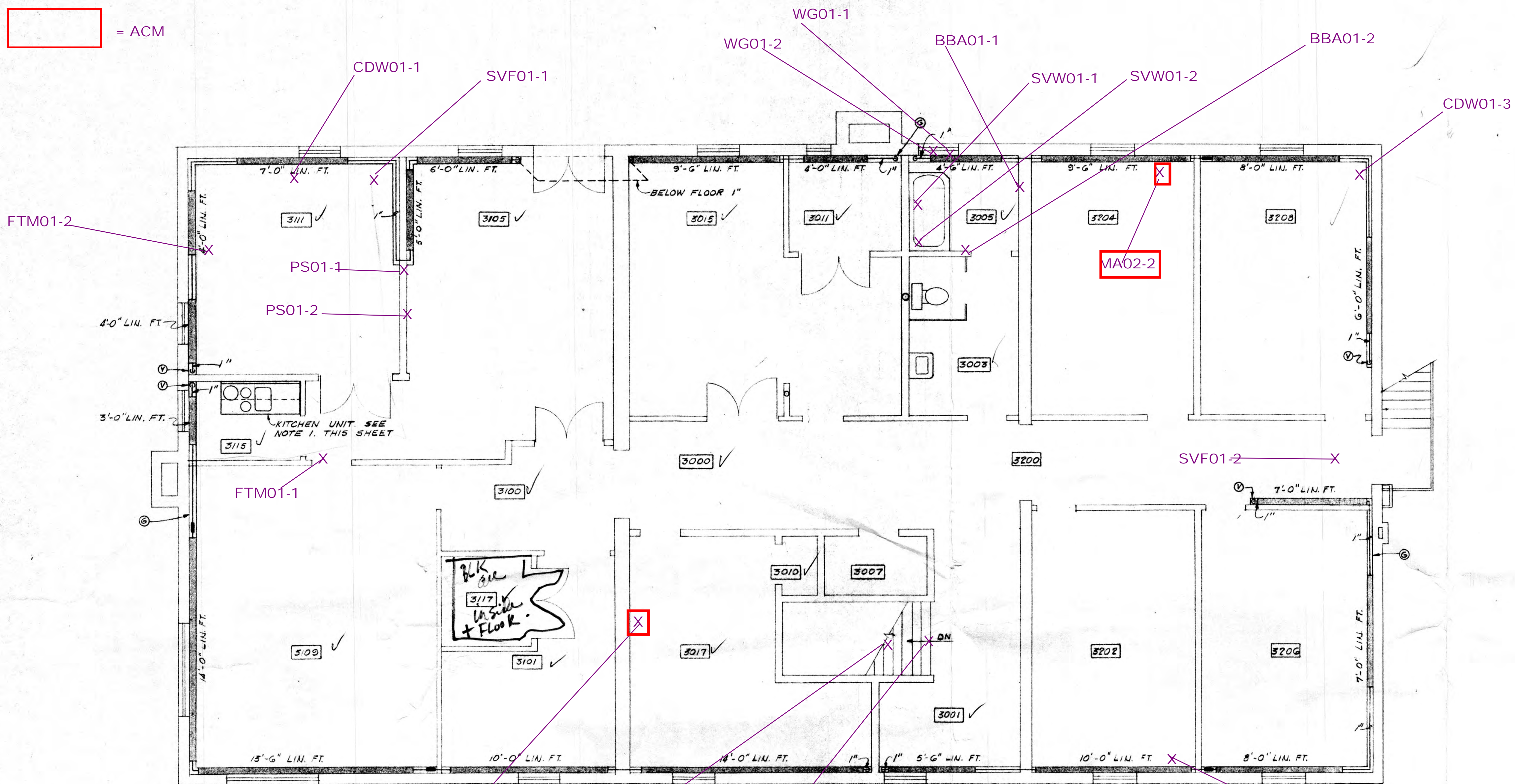
SECOND FLOOR PLAN  
SCALE: 1/4" = 1'-0"



NATIONAL BUREAU OF STANDARDS BOULDER, COLORADO	
OBSERVATORY BUILDING MODIFICATION FRITZ PEAK FIELD SITE SECOND FLOOR MECHANICAL	
DESIGNED: LLB	DATE 11-14-66
DRAWN: LPF	DATE 11-16-66
CHECKED: JMC	DATE 11-18-66
APPROVED: WCH	DATE 5 Dec 66
PROJECT 484500447	SCALE: 1/4" = 1'-0"
DRAWING FP-20800	Sheet 5 of 9

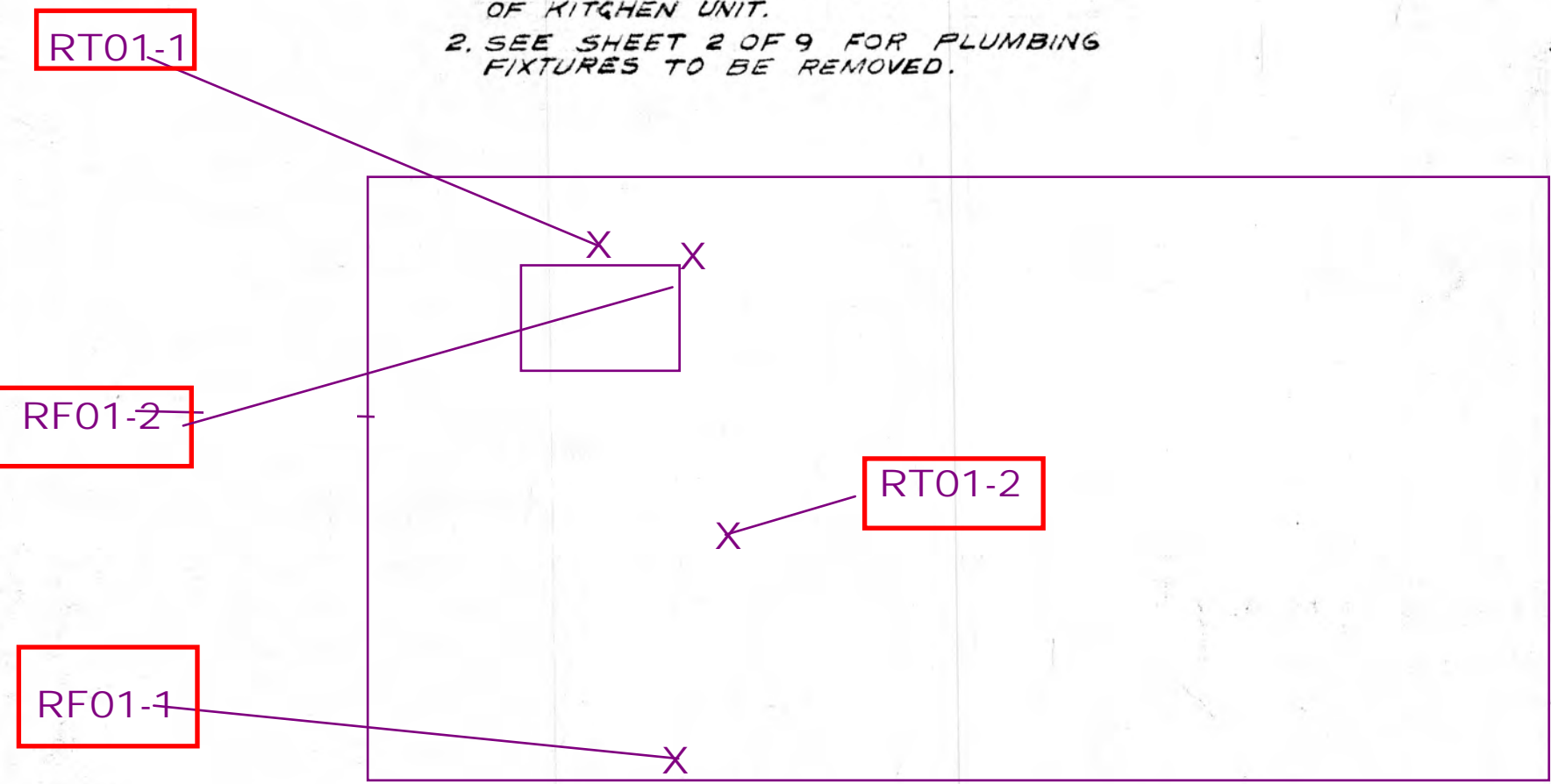
3RD FLOOR ASBESTOS INSPECTION SAMPLE LOCATIONS

= ACM



THIRD FLOOR PLAN  
SCALE: 1/4" = 1'-0"

NOTE:  
1. REVISE EXISTING PLUMBING TO ACCOMMODATE NEW REQUIREMENTS OF KITCHEN UNIT.  
2. SEE SHEET 2 OF 9 FOR PLUMBING FIXTURES TO BE REMOVED.



NATIONAL BUREAU OF STANDARDS BOULDER, COLORADO	
OBSERVATORY BUILDING MODIFICATION FRITZ PEAK FIELD SITE THIRD FLOOR MECHANICAL	
DESIGNED: LLB	DATE 11-14-66
DRAWN: LPF	DATE 11-16-66
CHECKED: JMCK	DATE 11-18-66
APPROVED: [Signature]	DATE 12-6-66
PROJECT 484500447	SCALE: 1/4" = 1'-0"
DRAWING FP-20800	Sheet 6 of 9



## **Appendix C**

### **Laboratory Results**

#### **(Laboratory Building)**

October 3, 2019

American Veteran Environmental, LLC  
13373 N. Harback Rd.  
Bennett, CO 80102

**CLIENT PROJECT:** 19126 CO State Hwy 119, Rollinsville, CO ( Laboratory Building )  
**CEI LAB CODE:** A1917520

Dear Customer:

Enclosed are asbestos analysis results for PLM Bulk samples received at our laboratory on September 25, 2019. The samples were analyzed for asbestos using polarizing light microscopy (PLM) per the EPA 600 Method.

Sample results containing >1% asbestos are considered asbestos-containing materials (ACMs) per EPA regulatory requirements. The detection limit for the EPA 600 Method is <1% asbestos by weight as determined by visual estimation.

Thank you for your business and we look forward to continuing good relations.

Kind Regards,



Tianbao Bai, Ph.D., CIH  
Laboratory Director



CEI

**AMENDED**

---

**ASBESTOS ANALYTICAL REPORT**  
**By: Polarized Light Microscopy**

Prepared for

**American Veteran Environmental, LLC**

---

CLIENT PROJECT: 19126 CO State Hwy 119, Rollinsville, CO ( Laboratory Building )

LAB CODE: A1917520

TEST METHOD: EPA 600 / R93 / 116 and EPA 600 / M4-82 / 020

REPORT DATE: 09/30/19

TOTAL SAMPLES ANALYZED: 61

# SAMPLES >1% ASBESTOS: 19



CEI

**AMENDED****Asbestos Report Summary**

By: POLARIZING LIGHT MICROSCOPY

**PROJECT:** 19126 CO State Hwy 119, Rollinsville, CO **LAB CODE:** A1917520  
( Laboratory Building )

**METHOD:** EPA 600 / R93 / 116 and EPA 600 / M4-82 / 020

Client ID	Layer	Lab ID	Color	Sample Description	ASBESTOS %
BBA01-1		A239449A	Black	Baseboard	None Detected
		A239449B	Black	Baseboard Adhesive	None Detected
BBA01-2		A239450A	Black	Baseboard	None Detected
		A239450B	Black	Baseboard Adhesive	None Detected
BBA02-1		A239451A	Black	Baseboard	None Detected
		A239451B	Black	Baseboard Adhesive	None Detected
BBA02-2		A239452A	Black	Baseboard	None Detected
		A239452B	Black	Baseboard Adhesive	None Detected
BBA03-1		A239453A	Tan	Baseboard	None Detected
		A239453B	Tan	Baseboard Adhesive	None Detected
BBA03-2		A239454A	Tan	Baseboard	None Detected
		A239454B	Tan	Baseboard Adhesive	None Detected
BBA03-3		A239455A	Tan	Baseboard	None Detected
		A239455B	Tan	Baseboard Adhesive	None Detected
BBA04-1		A239456	Brown	Baseboard Adhesive	None Detected
BBA04-2		A239457	Brown	Baseboard Adhesive	None Detected
CDW01-1		A239458	White	Drywall/Joint Compound	None Detected
CDW01-2		A239459	White,Cream	Drywall/Joint Compound	Chrysotile <1%
CDW01-3		A239460	White,Cream	Drywall/Joint Compound	Chrysotile <1%
CDW02-1		A239461	White,Cream	Drywall/Joint Compound	Chrysotile <1%
CDW02-2		A239462	White,Cream	Drywall/Joint Compound	Chrysotile <1%
CDW03-1		A239463	White,Cream	Drywall/Joint Compound	Chrysotile <1%
CDW03-2		A239464	White,Cream	Drywall/Joint Compound	Chrysotile <1%
CDW04-1		A239465	White	Drywall/Joint Compound	None Detected
CDW04-2		A239466	White	Drywall/Joint Compound	None Detected
CK01-1		A239467	Brown	Caulking	None Detected
CK01-2		A239468	Brown	Caulking	None Detected
CK02-1		A239469	Gray	Caulking	None Detected
CK02-2		A239470	Gray	Caulking	None Detected
CK03-1		A239471	Gray,Tan	Caulking	Chrysotile 3%
CK03-2		A239472	Gray,Tan	Caulking	Chrysotile 3%



CEI

**AMENDED****Asbestos Report Summary**

By: POLARIZING LIGHT MICROSCOPY

**PROJECT:** 19126 CO State Hwy 119, Rollinsville, CO **LAB CODE:** A1917520  
( Laboratory Building )

**METHOD:** EPA 600 / R93 / 116 and EPA 600 / M4-82 / 020

Client ID	Layer	Lab ID	Color	Sample Description	ASBESTOS %
CK04-1		A239473	Cream,Brown	Caulking	None Detected
CK04-2		A239474	Cream,Brown	Caulking	None Detected
FTM01-1		A239475A	White w/,Brown Streaks	Floor Tile	None Detected
		A239475B	Tan	Mastic	None Detected
FTM01-2		A239476A	White w/,Brown Streaks	Floor Tile	None Detected
		A239476B	Tan	Mastic	None Detected
FTM02-1		A239477A	Gray	Floor Tile	<b>Chrysotile 2%</b>
		A239477B	Black	Mastic	None Detected
FTM02-2		A239478A	Green	Floor Tile	<b>Chrysotile 2%</b>
		A239478B	Black	Mastic	None Detected
FTM02-3		A239479A	Red	Floor Tile	<b>Chrysotile 2%</b>
		A239479B	Black	Mastic	None Detected
FTM03-1		A239480A	Brown	Floor Tile	<b>Chrysotile 2%</b>
		A239480B	Black	Mastic	None Detected
FTM03-2		A239481A	Brown	Floor Tile	<b>Chrysotile 2%</b>
		A239481B	Black	Mastic	None Detected
FTM04-1		A239482A	Red	Floor Tile	None Detected
		A239482B	Black	Mastic	None Detected
FTM04-2		A239483A	Red	Floor Tile	None Detected
		A239483B	Black	Mastic	None Detected
MA01-1		A239484A	Black	Flooring	None Detected
		A239484B	Black	Mastic	None Detected
MA01-2		A239485A	Black	Flooring	None Detected
		A239485B	Black	Mastic	None Detected
MA02-1		A239486	White,Cream	Drywall/Joint Compound	<b>Chrysotile &lt;1%</b>
MA02-2		A239487	White,Cream	Drywall/Joint Compound	<b>Chrysotile &lt;1%</b>
PS01-1		A239488	White	Sealant	None Detected
PS01-2		A239489	White	Sealant	None Detected
PS02-1		A239490	White	Sealant	None Detected
PS02-2		A239491	White	Sealant	None Detected





CEI

AMENDED

# Asbestos Report Summary

By: POLARIZING LIGHT MICROSCOPY

**PROJECT:** 19126 CO State Hwy 119, Rollinsville, CO **LAB CODE:** A1917520  
( Laboratory Building )

**METHOD:** EPA 600 / R93 / 116 and EPA 600 / M4-82 / 020

Client ID	Layer	Lab ID	Color	Sample Description	ASBESTOS %
PS03-1		A239492	White	Sealant	None Detected
PS03-2		A239493	White	Sealant	None Detected
RF01-1	Layer 1	A239493.1	Silver	Roofing	Chrysotile 5%
	Layer 2	A239493.1	Black	Roofing	Chrysotile 10%
RF01-2	Layer 1	A239493.2	Silver	Roofing	Chrysotile 5%
	Layer 2	A239493.2	Black	Roofing	Chrysotile 10%
RT01-1	Layer 1	A239493.3	Silver	Roofing	Chrysotile 5%
	Layer 2	A239493.3	Black	Roofing	None Detected
RT01-2	Layer 1	A239493.4	Silver	Roofing	Chrysotile 5%
	Layer 2	A239493.4	Black	Roofing	None Detected
SVF01-1		A239494A	Tan	Sheet Vinyl Flooring	None Detected
		A239494B	Tan	Mastic	None Detected
SVF01-2		A239495A	Tan	Sheet Vinyl Flooring	None Detected
		A239495B	Tan	Mastic	None Detected
SVW01-1		A239496A	Cream	Sheet Vinyl Wall Covering	None Detected
		A239496B	Brown	Mastic	None Detected
		A239496C	White	Drywall	None Detected
SVW01-2		A239497A	Cream	Sheet Vinyl Wall Covering	None Detected
		A239497B	Brown	Mastic	None Detected
		A239497C	White	Drywall	None Detected
TS01-1	Layer 1	A239498	Cream	Texture	Chrysotile 2%
	Layer 2	A239498	White	Drywall	None Detected
TS01-2	Layer 1	A239499	Cream	Texture	Chrysotile 2%
	Layer 2	A239499	White	Drywall	None Detected
TS01-3	Layer 1	A239500	Cream	Texture	Chrysotile 2%
	Layer 2	A239500	White	Drywall	None Detected
TS02-1	Layer 1	A239501	Cream	Texture	Chrysotile 2%
	Layer 2	A239501	White	Drywall	None Detected
TS02-2	Layer 1	A239502	Cream	Texture	Chrysotile 2%
	Layer 2	A239502	White	Drywall	None Detected
TS02-3	Layer 1	A239503	Cream	Texture	Chrysotile 2%



CEI

**AMENDED**

# Asbestos Report Summary

By: POLARIZING LIGHT MICROSCOPY

**PROJECT:** 19126 CO State Hwy 119, Rollinsville, CO **LAB CODE:** A1917520  
( Laboratory Building )

**METHOD:** EPA 600 / R93 / 116 and EPA 600 / M4-82 / 020

Client ID	Layer	Lab ID	Color	Sample Description	ASBESTOS %
	Layer 2	A239503	White	Drywall	None Detected
WG01-1		A239504	Gray	Window Glazing	None Detected
WG01-2		A239505	Gray	Window Glazing	None Detected



CEI

AMENDED

# ASBESTOS BULK ANALYSIS

By: POLARIZING LIGHT MICROSCOPY

**Client:** American Veteran Environmental, LLC  
13373 N. Harback Rd.  
Bennett, CO 80102

**Lab Code:** A1917520  
**Date Received:** 09-25-19  
**Date Analyzed:** 09-30-19  
**Date Reported:** 09-30-19

**Project:** 19126 CO State Hwy 119, Rollinsville, CO ( Laboratory Building )

## ASBESTOS BULK PLM, EPA 600 METHOD

Client ID Lab ID	Lab Description	Lab Attributes	NON-ASBESTOS COMPONENTS				ASBESTOS %
			Fibrous		Non-Fibrous		
BBA01-1 A239449A	Baseboard	Homogeneous Black Fibrous Bound	<1%	Cellulose	100%	Vinyl	None Detected
	A239449B	Baseboard Adhesive	Homogeneous Black Fibrous Bound	2%	Cellulose	60% 38%	Binder Calc Carb
BBA01-2 A239450A	Baseboard	Homogeneous Black Fibrous Bound	<1%	Cellulose	100%	Vinyl	None Detected
	A239450B	Baseboard Adhesive	Homogeneous Black Fibrous Bound	2%	Cellulose	60% 38%	Binder Calc Carb
BBA02-1 A239451A	Baseboard	Homogeneous Black Fibrous Bound	<1%	Cellulose	100%	Vinyl	None Detected
	A239451B	Baseboard Adhesive	Homogeneous Black Fibrous Bound	2%	Cellulose	60% 38%	Binder Calc Carb
BBA02-2 A239452A	Baseboard	Homogeneous Black Fibrous Bound	<1%	Cellulose	100%	Vinyl	None Detected



CEI

AMENDED

# ASBESTOS BULK ANALYSIS

By: POLARIZING LIGHT MICROSCOPY

**Client:** American Veteran Environmental, LLC  
13373 N. Harback Rd.  
Bennett, CO 80102

**Lab Code:** A1917520  
**Date Received:** 09-25-19  
**Date Analyzed:** 09-30-19  
**Date Reported:** 09-30-19

**Project:** 19126 CO State Hwy 119, Rollinsville, CO ( Laboratory Building )

## ASBESTOS BULK PLM, EPA 600 METHOD

Client ID Lab ID	Lab Description	Lab Attributes	NON-ASBESTOS COMPONENTS				ASBESTOS %
			Fibrous		Non-Fibrous		
A239452B	Baseboard Adhesive	Homogeneous Black Fibrous Bound	2%	Cellulose	60%	Binder 38% Calc Carb	None Detected
<b>BBA03-1</b> A239453A	Baseboard	Homogeneous Tan Fibrous Bound	<1%	Cellulose	100%	Vinyl	None Detected
A239453B	Baseboard Adhesive	Homogeneous Tan Fibrous Bound	2%	Cellulose	60%	Binder 38% Calc Carb	None Detected
<b>BBA03-2</b> A239454A	Baseboard	Homogeneous Tan Fibrous Bound	<1%	Cellulose	100%	Vinyl	None Detected
A239454B	Baseboard Adhesive	Homogeneous Tan Fibrous Bound	2%	Cellulose	60%	Binder 38% Calc Carb	None Detected
<b>BBA03-3</b> A239455A	Baseboard	Homogeneous Tan Fibrous Bound	<1%	Cellulose	100%	Vinyl	None Detected
A239455B	Baseboard Adhesive	Homogeneous Tan Fibrous Bound	2%	Cellulose	60%	Binder 38% Calc Carb	None Detected

**Client:** American Veteran Environmental, LLC  
 13373 N. Harback Rd.  
 Bennett, CO 80102

**Lab Code:** A1917520  
**Date Received:** 09-25-19  
**Date Analyzed:** 09-30-19  
**Date Reported:** 09-30-19

**Project:** 19126 CO State Hwy 119, Rollinsville, CO ( Laboratory Building )

## ASBESTOS BULK PLM, EPA 600 METHOD

Client ID Lab ID	Lab Description	Lab Attributes	NON-ASBESTOS COMPONENTS				ASBESTOS %
			Fibrous		Non-Fibrous		
<b>BBA04-1</b> A239456	Baseboard Adhesive	Homogeneous Brown Fibrous Bound	2%	Cellulose	60%	Binder 38% Calc Carb	None Detected
<b>BBA04-2</b> A239457	Baseboard Adhesive	Homogeneous Brown Fibrous Bound	2%	Cellulose	60%	Binder 38% Calc Carb	None Detected
<b>CDW01-1</b> A239458	Drywall/Joint Compound	Heterogeneous White Fibrous Bound	10%	Cellulose	5%	Paint 15% Calc Carb 70% Gypsum	None Detected
<b>CDW01-2</b> A239459	Drywall/Joint Compound	Heterogeneous White, Cream Fibrous Bound	10%	Cellulose	5%	Paint 15% Calc Carb 70% Gypsum	<1% Chrysotile
Lab Notes: 2% Chrysotile found in Joint Compound. Sample contains 10% Joint Compound, composite contains 0.2% Chrysotile overall.							
<b>CDW01-3</b> A239460	Drywall/Joint Compound	Heterogeneous White, Cream Fibrous Bound	10%	Cellulose	5%	Paint 15% Calc Carb 70% Gypsum	<1% Chrysotile
Lab Notes: 2% Chrysotile found in Joint Compound. Sample contains 10% Joint Compound, composite contains 0.2% Chrysotile overall.							
<b>CDW02-1</b> A239461	Drywall/Joint Compound	Heterogeneous White, Cream Fibrous Bound	10%	Cellulose	5%	Paint 15% Calc Carb 70% Gypsum	<1% Chrysotile
Lab Notes: 2% Chrysotile found in the 2nd layer, Cream color Joint Compound. Sample contains 10% Joint Compound, composite contains 0.2% Chrysotile overall.							

**Client:** American Veteran Environmental, LLC  
 13373 N. Harback Rd.  
 Bennett, CO 80102

**Lab Code:** A1917520  
**Date Received:** 09-25-19  
**Date Analyzed:** 09-30-19  
**Date Reported:** 09-30-19

**Project:** 19126 CO State Hwy 119, Rollinsville, CO ( Laboratory Building )

## ASBESTOS BULK PLM, EPA 600 METHOD

Client ID Lab ID	Lab Description	Lab Attributes	NON-ASBESTOS COMPONENTS				ASBESTOS %
			Fibrous	Cellulose	Non-Fibrous		
<b>CDW02-2</b> A239462	Drywall/Joint Compound	Heterogeneous White,Cream Fibrous Bound	10%	Cellulose	5% 15% 70%	Paint Calc Carb Gypsum	<1% Chrysotile
Lab Notes: 2% Chrysotile found in Joint Compound. Sample contains 10% Joint Compound, composite contains 0.2% Chrysotile overall.							
<b>CDW03-1</b> A239463	Drywall/Joint Compound	Heterogeneous White,Cream Fibrous Bound	10%	Cellulose	5% 15% 70%	Paint Calc Carb Gypsum	<1% Chrysotile
Lab Notes: 2% Chrysotile found in Joint Compound. Sample contains 10% Joint Compound, composite contains 0.2% Chrysotile overall.							
<b>CDW03-2</b> A239464	Drywall/Joint Compound	Heterogeneous White,Cream Fibrous Bound	10%	Cellulose	5% 15% 70%	Paint Calc Carb Gypsum	<1% Chrysotile
Lab Notes: 2% Chrysotile found in Joint Compound. Sample contains 10% Joint Compound, composite contains 0.2% Chrysotile overall.							
<b>CDW04-1</b> A239465	Drywall/Joint Compound	Heterogeneous White Fibrous Bound	10%	Cellulose	5% 15% 70%	Paint Calc Carb Gypsum	None Detected
<b>CDW04-2</b> A239466	Drywall/Joint Compound	Heterogeneous White Fibrous Bound	10%	Cellulose	5% 15% 70%	Paint Calc Carb Gypsum	None Detected
<b>CK01-1</b> A239467	Caulking	Homogeneous Brown Fibrous Bound	<1%	Cellulose	100%	Caulk	None Detected



CEI

AMENDED

# ASBESTOS BULK ANALYSIS

By: POLARIZING LIGHT MICROSCOPY

**Client:** American Veteran Environmental, LLC  
13373 N. Harback Rd.  
Bennett, CO 80102

**Lab Code:** A1917520  
**Date Received:** 09-25-19  
**Date Analyzed:** 09-30-19  
**Date Reported:** 09-30-19

**Project:** 19126 CO State Hwy 119, Rollinsville, CO ( Laboratory Building )

## ASBESTOS BULK PLM, EPA 600 METHOD

Client ID Lab ID	Lab Description	Lab Attributes	NON-ASBESTOS COMPONENTS				ASBESTOS %
			Fibrous	Cellulose	Non-Fibrous	Caulk	
<b>CK01-2</b> A239468	Caulking	Homogeneous Brown Fibrous Bound	<1%	Cellulose	100%	Caulk	None Detected
<b>CK02-1</b> A239469	Caulking	Homogeneous Gray Fibrous Bound	<1%	Cellulose	100%	Caulk	None Detected
<b>CK02-2</b> A239470	Caulking	Homogeneous Gray Fibrous Bound	<1%	Cellulose	100%	Caulk	None Detected
<b>CK03-1</b> A239471	Caulking	Heterogeneous Gray,Tan Fibrous Bound	5%	Talc	2% 90%	Paint Caulk	<b>3% Chrysotile</b>
<b>CK03-2</b> A239472	Caulking	Heterogeneous Gray,Tan Fibrous Bound	5%	Talc	2% 90%	Paint Caulk	<b>3% Chrysotile</b>
<b>CK04-1</b> A239473	Caulking	Heterogeneous Cream,Brown Fibrous Bound	<1%	Cellulose	100%	Caulk	None Detected
<b>CK04-2</b> A239474	Caulking	Heterogeneous Cream,Brown Fibrous Bound	<1%	Cellulose	100%	Caulk	None Detected



CEI

**AMENDED****ASBESTOS BULK ANALYSIS**

By: POLARIZING LIGHT MICROSCOPY

**Client:** American Veteran Environmental, LLC  
 13373 N. Harback Rd.  
 Bennett, CO 80102

**Lab Code:** A1917520  
**Date Received:** 09-25-19  
**Date Analyzed:** 09-30-19  
**Date Reported:** 09-30-19

**Project:** 19126 CO State Hwy 119, Rollinsville, CO ( Laboratory Building )

**ASBESTOS BULK PLM, EPA 600 METHOD**

Client ID Lab ID	Lab Description	Lab Attributes	NON-ASBESTOS COMPONENTS				ASBESTOS %
			Fibrous		Non-Fibrous		
FTM01-1 A239475A	Floor Tile	Homogeneous White w/,Brown Streaks Fibrous Bound	2%	Cellulose	60%	Vinyl	None Detected
					38%	Calc Carb	
A239475B	Mastic	Homogeneous Tan Fibrous Bound	2%	Cellulose	60%	Mastic	None Detected
					38%	Calc Carb	
FTM01-2 A239476A	Floor Tile	Homogeneous White w/,Brown Streaks Fibrous Bound	2%	Cellulose	60%	Vinyl	None Detected
					38%	Calc Carb	
A239476B	Mastic	Homogeneous Tan Fibrous Bound	2%	Cellulose	60%	Mastic	None Detected
					38%	Calc Carb	
FTM02-1 A239477A	Floor Tile	Homogeneous Gray Fibrous Bound	2%	Cellulose	60%	Rubber	<b>2% Chrysotile</b>
					36%	Calc Carb	
A239477B	Mastic	Homogeneous Black Fibrous Bound	2%	Cellulose	60%	Mastic	None Detected
					38%	Calc Carb	
FTM02-2 A239478A	Floor Tile	Homogeneous Green Fibrous Bound	2%	Cellulose	60%	Rubber	<b>2% Chrysotile</b>
					36%	Calc Carb	





CEI

AMENDED

# ASBESTOS BULK ANALYSIS

By: POLARIZING LIGHT MICROSCOPY

**Client:** American Veteran Environmental, LLC  
13373 N. Harback Rd.  
Bennett, CO 80102

**Lab Code:** A1917520  
**Date Received:** 09-25-19  
**Date Analyzed:** 09-30-19  
**Date Reported:** 09-30-19

**Project:** 19126 CO State Hwy 119, Rollinsville, CO ( Laboratory Building )

## ASBESTOS BULK PLM, EPA 600 METHOD

Client ID Lab ID	Lab Description	Lab Attributes	NON-ASBESTOS COMPONENTS				ASBESTOS %
			Fibrous		Non-Fibrous		
A239478B	Mastic	Homogeneous Black Fibrous Bound	2%	Cellulose	60%	Mastic 38% Calc Carb	None Detected
<b>FTM02-3</b> A239479A	Floor Tile	Homogeneous Red Fibrous Bound	2%	Cellulose	60%	Rubber 36% Calc Carb	<b>2% Chrysotile</b>
A239479B	Mastic	Homogeneous Black Fibrous Bound	2%	Cellulose	60%	Mastic 38% Calc Carb	None Detected
<b>FTM03-1</b> A239480A	Floor Tile	Homogeneous Brown Fibrous Bound	2%	Cellulose	60%	Rubber 36% Calc Carb	<b>2% Chrysotile</b>
A239480B	Mastic	Homogeneous Black Fibrous Bound	2%	Cellulose	60%	Mastic 38% Calc Carb	None Detected
<b>FTM03-2</b> A239481A	Floor Tile	Homogeneous Brown Fibrous Bound	2%	Cellulose	60%	Rubber 36% Calc Carb	<b>2% Chrysotile</b>
A239481B	Mastic	Homogeneous Black Fibrous Bound	2%	Cellulose	60%	Mastic 38% Calc Carb	None Detected



CEI

**AMENDED****ASBESTOS BULK ANALYSIS**

By: POLARIZING LIGHT MICROSCOPY

**Client:** American Veteran Environmental, LLC  
 13373 N. Harback Rd.  
 Bennett, CO 80102

**Lab Code:** A1917520  
**Date Received:** 09-25-19  
**Date Analyzed:** 09-30-19  
**Date Reported:** 09-30-19

**Project:** 19126 CO State Hwy 119, Rollinsville, CO ( Laboratory Building )

**ASBESTOS BULK PLM, EPA 600 METHOD**

Client ID Lab ID	Lab Description	Lab Attributes	NON-ASBESTOS COMPONENTS				ASBESTOS %
			Fibrous		Non-Fibrous		
<b>FTM04-1</b> A239482A	Floor Tile	Homogeneous Red Fibrous Bound	2%	Cellulose	60%	Rubber	None Detected
					38%	Calc Carb	
A239482B	Mastic	Homogeneous Black Fibrous Bound	2%	Cellulose	60%	Mastic	None Detected
					38%	Calc Carb	
<b>FTM04-2</b> A239483A	Floor Tile	Homogeneous Red Fibrous Bound	2%	Cellulose	60%	Rubber	None Detected
					38%	Calc Carb	
A239483B	Mastic	Homogeneous Black Fibrous Bound	2%	Cellulose	60%	Mastic	None Detected
					38%	Calc Carb	
<b>MA01-1</b> A239484A	Flooring	Homogeneous Black Fibrous Bound	2%	Cellulose	60%	Vinyl	None Detected
					38%	Calc Carb	
A239484B	Mastic	Homogeneous Black Fibrous Bound	2%	Cellulose	60%	Mastic	None Detected
					38%	Calc Carb	
<b>MA01-2</b> A239485A	Flooring	Homogeneous Black Fibrous Bound	2%	Cellulose	60%	Vinyl	None Detected
					38%	Calc Carb	



CEI

AMENDED

# ASBESTOS BULK ANALYSIS

By: POLARIZING LIGHT MICROSCOPY

**Client:** American Veteran Environmental, LLC  
13373 N. Harback Rd.  
Bennett, CO 80102

**Lab Code:** A1917520  
**Date Received:** 09-25-19  
**Date Analyzed:** 09-30-19  
**Date Reported:** 09-30-19

**Project:** 19126 CO State Hwy 119, Rollinsville, CO ( Laboratory Building )

## ASBESTOS BULK PLM, EPA 600 METHOD

Client ID Lab ID	Lab Description	Lab Attributes	NON-ASBESTOS COMPONENTS				ASBESTOS %
			Fibrous		Non-Fibrous		
A239485B	Mastic	Homogeneous Black Fibrous Bound	2%	Cellulose	60%	Mastic 38% Calc Carb	None Detected
<b>MA02-1</b> A239486	Drywall/Joint Compound	Heterogeneous White,Cream Fibrous Bound	10%	Cellulose	5%	Paint 15% Calc Carb 70% Gypsum	<1% Chrysotile
Lab Notes: 2% Chrysotile found in Joint Compound. Sample contains 10% Joint Compound, composite contains 0.2% Chrysotile overall.							
<b>MA02-2</b> A239487	Drywall/Joint Compound	Heterogeneous White,Cream Fibrous Bound	10%	Cellulose	5%	Paint 15% Calc Carb 70% Gypsum	<1% Chrysotile
Lab Notes: 2% Chrysotile found in Joint Compound. Sample contains 10% Joint Compound, composite contains 0.2% Chrysotile overall.							
<b>PS01-1</b> A239488	Sealant	Heterogeneous White Fibrous Bound	5%	Cellulose	95%	Binder	None Detected
<b>PS01-2</b> A239489	Sealant	Heterogeneous White Fibrous Bound	5%	Cellulose	95%	Binder	None Detected
<b>PS02-1</b> A239490	Sealant	Heterogeneous White Fibrous Bound	5%	Cellulose	95%	Binder	None Detected

**Client:** American Veteran Environmental, LLC  
 13373 N. Harback Rd.  
 Bennett, CO 80102

**Lab Code:** A1917520  
**Date Received:** 09-25-19  
**Date Analyzed:** 09-30-19  
**Date Reported:** 09-30-19

**Project:** 19126 CO State Hwy 119, Rollinsville, CO ( Laboratory Building )

## ASBESTOS BULK PLM, EPA 600 METHOD

Client ID Lab ID	Lab Description	Lab Attributes	NON-ASBESTOS COMPONENTS				ASBESTOS %
			Fibrous	Cellulose	Non-Fibrous	Binder	
<b>PS02-2</b> A239491	Sealant	Heterogeneous White Fibrous Bound	5%	Cellulose	95%	Binder	None Detected
<b>PS03-1</b> A239492	Sealant	Heterogeneous White Fibrous Bound	5%	Cellulose	95%	Binder	None Detected
<b>PS03-2</b> A239493	Sealant	Heterogeneous White Fibrous Bound	5%	Cellulose	95%	Binder	None Detected
<b>RF01-1</b> Layer 1 A239493.1	Roofing	Homogeneous Silver Fibrous Bound	2%	Cellulose	93%	Binder	<b>5% Chrysotile</b>
Layer 2 A239493.1	Roofing	Homogeneous Black Fibrous Bound	2%	Cellulose	88%	Tar	<b>10% Chrysotile</b>
<b>RF01-2</b> Layer 1 A239493.2	Roofing	Homogeneous Silver Fibrous Bound	2%	Cellulose	93%	Binder	<b>5% Chrysotile</b>
Layer 2 A239493.2	Roofing	Homogeneous Black Fibrous Bound	2%	Cellulose	88%	Tar	<b>10% Chrysotile</b>



CEI

**AMENDED****ASBESTOS BULK ANALYSIS**

By: POLARIZING LIGHT MICROSCOPY

**Client:** American Veteran Environmental, LLC  
 13373 N. Harback Rd.  
 Bennett, CO 80102

**Lab Code:** A1917520  
**Date Received:** 09-25-19  
**Date Analyzed:** 09-30-19  
**Date Reported:** 09-30-19

**Project:** 19126 CO State Hwy 119, Rollinsville, CO ( Laboratory Building )

**ASBESTOS BULK PLM, EPA 600 METHOD**

Client ID Lab ID	Lab Description	Lab Attributes	NON-ASBESTOS COMPONENTS				ASBESTOS %
			Fibrous		Non-Fibrous		
<b>RT01-1</b> Layer 1 A239493.3	Roofing	Homogeneous Silver Fibrous Bound	2%	Cellulose	93%	Binder	<b>5% Chrysotile</b>
Layer 2 A239493.3	Roofing	Heterogeneous Black Fibrous Bound	2%	Cellulose	98%	Tar	None Detected
<b>RT01-2</b> Layer 1 A239493.4	Roofing	Homogeneous Silver Fibrous Bound	2%	Cellulose	93%	Binder	<b>5% Chrysotile</b>
Layer 2 A239493.4	Roofing	Heterogeneous Black Fibrous Bound	2%	Cellulose	98%	Tar	None Detected
<b>SVF01-1</b> A239494A	Sheet Vinyl Flooring	Heterogeneous Tan Fibrous Bound	25%	Cellulose	35%	Vinyl Binder Tar	None Detected
A239494B	Mastic	Homogeneous Tan Fibrous Bound	2%	Cellulose	60% 38%	Mastic Calc Carb	None Detected
<b>SVF01-2</b> A239495A	Sheet Vinyl Flooring	Heterogeneous Tan Fibrous Bound	25%	Cellulose	35%	Vinyl Binder Tar	None Detected



CEI

AMENDED

# ASBESTOS BULK ANALYSIS

By: POLARIZING LIGHT MICROSCOPY

**Client:** American Veteran Environmental, LLC  
13373 N. Harback Rd.  
Bennett, CO 80102

**Lab Code:** A1917520  
**Date Received:** 09-25-19  
**Date Analyzed:** 09-30-19  
**Date Reported:** 09-30-19

**Project:** 19126 CO State Hwy 119, Rollinsville, CO ( Laboratory Building )

## ASBESTOS BULK PLM, EPA 600 METHOD

Client ID Lab ID	Lab Description	Lab Attributes	NON-ASBESTOS COMPONENTS				ASBESTOS %
			Fibrous		Non-Fibrous		
A239495B	Mastic	Homogeneous Tan Fibrous Bound	2%	Cellulose	60%	Mastic 38% Calc Carb	None Detected
<b>SVW01-1</b> A239496A	Sheet Vinyl Wall Covering	Heterogeneous Cream Fibrous Bound	35%	Cellulose	35%	Vinyl 30% Binder	None Detected
A239496B	Mastic	Homogeneous Brown Fibrous Bound	2%	Cellulose	60%	Mastic 38% Calc Carb	None Detected
A239496C	Drywall	Heterogeneous White Fibrous Bound	10%	Cellulose	90%	Gypsum	None Detected
<b>SVW01-2</b> A239497A	Sheet Vinyl Wall Covering	Heterogeneous Cream Fibrous Bound	35%	Cellulose	35%	Vinyl 30% Binder	None Detected
A239497B	Mastic	Homogeneous Brown Fibrous Bound	2%	Cellulose	60%	Mastic 38% Calc Carb	None Detected
A239497C	Drywall	Heterogeneous White Fibrous Bound	10%	Cellulose	90%	Gypsum	None Detected



CEI

AMENDED

# ASBESTOS BULK ANALYSIS

By: POLARIZING LIGHT MICROSCOPY

**Client:** American Veteran Environmental, LLC  
13373 N. Harback Rd.  
Bennett, CO 80102

**Lab Code:** A1917520  
**Date Received:** 09-25-19  
**Date Analyzed:** 09-30-19  
**Date Reported:** 09-30-19

**Project:** 19126 CO State Hwy 119, Rollinsville, CO ( Laboratory Building )

## ASBESTOS BULK PLM, EPA 600 METHOD

Client ID Lab ID	Lab Description	Lab Attributes	NON-ASBESTOS COMPONENTS				ASBESTOS %
			Fibrous		Non-Fibrous		
TS01-1 Layer 1 A239498	Texture	Heterogeneous	2%	Cellulose	66%	Calc Carb	<b>2% Chrysotile</b>
		Cream			20%	Binder	
		Fibrous			10%	Vermiculite	
		Bound					
Layer 2 A239498	Drywall	Heterogeneous	10%	Cellulose	90%	Gypsum	None Detected
		White					
		Fibrous					
		Bound					
TS01-2 Layer 1 A239499	Texture	Heterogeneous	2%	Cellulose	66%	Calc Carb	<b>2% Chrysotile</b>
		Cream			20%	Binder	
		Fibrous			10%	Vermiculite	
		Bound					
Layer 2 A239499	Drywall	Heterogeneous	10%	Cellulose	90%	Gypsum	None Detected
		White					
		Fibrous					
		Bound					
TS01-3 Layer 1 A239500	Texture	Heterogeneous	2%	Cellulose	66%	Calc Carb	<b>2% Chrysotile</b>
		Cream			20%	Binder	
		Fibrous			10%	Vermiculite	
		Bound					
Layer 2 A239500	Drywall	Heterogeneous	10%	Cellulose	90%	Gypsum	None Detected
		White					
		Fibrous					
		Bound					
TS02-1 Layer 1 A239501	Texture	Heterogeneous	2%	Cellulose	66%	Calc Carb	<b>2% Chrysotile</b>
		Cream			20%	Binder	
		Fibrous			10%	Vermiculite	
		Bound					



CEI

AMENDED

# ASBESTOS BULK ANALYSIS

By: POLARIZING LIGHT MICROSCOPY

**Client:** American Veteran Environmental, LLC  
13373 N. Harback Rd.  
Bennett, CO 80102

**Lab Code:** A1917520  
**Date Received:** 09-25-19  
**Date Analyzed:** 09-30-19  
**Date Reported:** 09-30-19

**Project:** 19126 CO State Hwy 119, Rollinsville, CO ( Laboratory Building )

## ASBESTOS BULK PLM, EPA 600 METHOD

Client ID Lab ID	Lab Description	Lab Attributes	NON-ASBESTOS COMPONENTS				ASBESTOS %
			Fibrous		Non-Fibrous		
Layer 2 A239501	Drywall	Heterogeneous White Fibrous Bound	10%	Cellulose	90%	Gypsum	None Detected
<b>TS02-2</b> Layer 1 A239502	Texture	Heterogeneous Cream Fibrous Bound	2%	Cellulose	66%	Calc Carb Binder Vermiculite	<b>2% Chrysotile</b>
Layer 2 A239502	Drywall	Heterogeneous White Fibrous Bound	10%	Cellulose	90%	Gypsum	None Detected
<b>TS02-3</b> Layer 1 A239503	Texture	Heterogeneous Cream Fibrous Bound	2%	Cellulose	66%	Calc Carb Binder Vermiculite	<b>2% Chrysotile</b>
Layer 2 A239503	Drywall	Heterogeneous White Fibrous Bound	10%	Cellulose	90%	Gypsum	None Detected
<b>WG01-1</b> A239504	Window Glazing	Heterogeneous Gray Fibrous Bound	<1%	Cellulose	2%	Paint Binder	None Detected
<b>WG01-2</b> A239505	Window Glazing	Heterogeneous Gray Fibrous Bound	<1%	Cellulose	2%	Paint Binder	None Detected



---

**LEGEND:** Non-Anth = Non-Asbestiform Anthophyllite  
Non-Trem = Non-Asbestiform Tremolite  
Calc Carb = Calcium Carbonate

---

**METHOD:** EPA 600 / R93 / 116 and EPA 600 / M4-82 / 020

---

**REPORTING LIMIT:** <1% by visual estimation

---

**REPORTING LIMIT FOR POINT COUNTS:** 0.25% by 400 Points or 0.1% by 1,000 Points

---

**REGULATORY LIMIT:** >1% by weight

---

Due to the limitations of the EPA 600 method, nonfriable organically bound materials (NOBs) such as vinyl floor tiles can be difficult to analyze via polarized light microscopy (PLM). EPA recommends that all NOBs analyzed by PLM, and found not to contain asbestos, be further analyzed by Transmission Electron Microscopy (TEM). Please note that PLM analysis of dust and soil samples for asbestos is not covered under NVLAP accreditation. *Estimated measurement of uncertainty is available on request.*

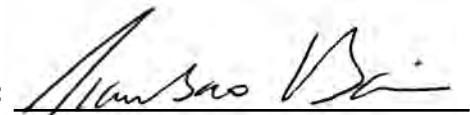
This report relates only to the samples tested or analyzed and may not be reproduced, except in full, without written approval by Eurofins CEI. Eurofins CEI makes no warranty representation regarding the accuracy of client submitted information in preparing and presenting analytical results. Interpretation of the analytical results is the sole responsibility of the client. Samples were received in acceptable condition unless otherwise noted. This report may not be used by the client to claim product endorsement by NVLAP or any other agency of the U.S. Government.

Information provided by customer includes customer sample ID and sample description.

ANALYST:

  
Shilpa Ladekar

APPROVED BY:

  
Tianbao Bai, Ph.D., CIH  
Laboratory Director

AMENDED due to Login Typographical Error -  
Incorrect Project Name Client Wishes to Change  
Specifications for Analysis - Other Changes to



730 SE Maynard Road, Cary, NC 27511  
 Tel: 866-481-1412; Fax: 919-481-1442

# ASBESTOS CHAIN OF CUSTODY

<b>LAB USE ONLY:</b>
CEI Lab Code:
CEI Lab I.D. Range:

COMPANY INFORMATION	PROJECT INFORMATION
CEI CLIENT #: 28520	Job Contact: PAULA BOWERS
Company: American Veteran Environmental, LLC	Email / Tel: 303-265-1710
Address: 13373 N. Harback Rd.	Project Name: 19126 Co State Hwy 119
Bennett, CO 80102	Project ID#: Rollinsville, CO
Email: srolf@avenv.com; pbowers@avenv.com	PO #: (Laboratory Bldg)
Tel: 303-265-1710 Fax:	STATE SAMPLES COLLECTED IN: COLO

IF TAT IS NOT MARKED STANDARD 3 DAY TAT APPLIES.

ASBESTOS	METHOD	TURN AROUND TIME					
		4 HR	8 HR	24 HR	2 DAY	3 DAY	5 DAY
PLM BULK	EPA 600	<input type="checkbox"/>	<input type="checkbox"/>	<input checked="" type="checkbox"/>	<input type="checkbox"/>	<input checked="" type="checkbox"/>	<input type="checkbox"/>
PLM POINT COUNT (400)	EPA 600	<input type="checkbox"/>	<input type="checkbox"/>	<input checked="" type="checkbox"/>	<input type="checkbox"/>	<input type="checkbox"/>	<input type="checkbox"/>
PLM POINT COUNT (1000)	EPA 600	<input type="checkbox"/>	<input type="checkbox"/>	<input type="checkbox"/>	<input type="checkbox"/>	<input type="checkbox"/>	<input type="checkbox"/>
PLM GRAV w POINT COUNT	EPA 600		<input type="checkbox"/>	<input type="checkbox"/>	<input type="checkbox"/>	<input type="checkbox"/>	<input type="checkbox"/>
PLM BULK	CARB 435		<input type="checkbox"/>	<input type="checkbox"/>	<input type="checkbox"/>	<input type="checkbox"/>	<input type="checkbox"/>
PCM AIR	NIOSH 7400	<input type="checkbox"/>	<input type="checkbox"/>	<input type="checkbox"/>	<input type="checkbox"/>	<input type="checkbox"/>	<input type="checkbox"/>
TEM AIR	EPA AHERA	<input type="checkbox"/>	<input type="checkbox"/>	<input type="checkbox"/>	<input type="checkbox"/>	<input type="checkbox"/>	<input type="checkbox"/>
TEM AIR	NIOSH 7402	<input type="checkbox"/>	<input type="checkbox"/>	<input type="checkbox"/>	<input type="checkbox"/>	<input type="checkbox"/>	<input type="checkbox"/>
TEM AIR	ISO 10312	<input type="checkbox"/>	<input type="checkbox"/>	<input type="checkbox"/>	<input type="checkbox"/>	<input type="checkbox"/>	<input type="checkbox"/>
TEM AIR	ASTM 6281-09	<input type="checkbox"/>	<input type="checkbox"/>	<input type="checkbox"/>	<input type="checkbox"/>	<input type="checkbox"/>	<input type="checkbox"/>
TEM BULK	CHATFIELD		<input type="checkbox"/>	<input type="checkbox"/>	<input type="checkbox"/>	<input type="checkbox"/>	<input type="checkbox"/>
TEM DUST WIPE	ASTM D6480-05	<input type="checkbox"/>	<input type="checkbox"/>	<input type="checkbox"/>	<input type="checkbox"/>	<input type="checkbox"/>	<input type="checkbox"/>
TEM DUST MICROVAC	ASTM D5755-09	<input type="checkbox"/>	<input type="checkbox"/>	<input type="checkbox"/>	<input type="checkbox"/>	<input type="checkbox"/>	<input type="checkbox"/>
TEM SOIL	ASTM D7521-13			<input type="checkbox"/>	<input type="checkbox"/>	<input type="checkbox"/>	<input type="checkbox"/>
TEM VERMICULITE	CINCINNATI METHOD			<input type="checkbox"/>	<input type="checkbox"/>	<input type="checkbox"/>	<input type="checkbox"/>
OTHER:		<input type="checkbox"/>	<input type="checkbox"/>	<input type="checkbox"/>	<input type="checkbox"/>	<input type="checkbox"/>	<input type="checkbox"/>

REMARKS / SPECIAL INSTRUCTIONS: Bldg 1 of 3		<input type="checkbox"/> Accept Samples <input type="checkbox"/> Reject Samples	
Relinquished By:	Date/Time	Received By:	Date/Time
<i>[Signature]</i>	9/24/19		

Samples will be disposed of 30 days after analysis



# ASBESTOS SAMPLING FORM

COMPANY CONTACT INFORMATION	
Company: AVENV	Job Contact: PAULA BOWERS
# 19126 Co State Hwy 119 Kullinsville, CO	(Laboratory Bldg)
Project ID #: Kullinsville, CO	Tel: 303-265-1710

SAMPLE ID	DESCRIPTION / LOCATION	VOLUME / AREA	TEST
BBA01-1			PLM <input type="checkbox"/> TEM <input type="checkbox"/>
-2			PLM <input type="checkbox"/> TEM <input type="checkbox"/>
BBA02-1			PLM <input type="checkbox"/> TEM <input type="checkbox"/>
-2			PLM <input type="checkbox"/> TEM <input type="checkbox"/>
BBA03-1			PLM <input type="checkbox"/> TEM <input type="checkbox"/>
1-2			PLM <input type="checkbox"/> TEM <input type="checkbox"/>
-3			PLM <input type="checkbox"/> TEM <input type="checkbox"/>
BBA04-1			PLM <input type="checkbox"/> TEM <input type="checkbox"/>
-2			PLM <input type="checkbox"/> TEM <input type="checkbox"/>
CDW01-1			PLM <input type="checkbox"/> TEM <input type="checkbox"/>
1-2			PLM <input type="checkbox"/> TEM <input type="checkbox"/>
1-3			PLM <input type="checkbox"/> TEM <input type="checkbox"/>
CDW02-1			PLM <input type="checkbox"/> TEM <input type="checkbox"/>
-2			PLM <input type="checkbox"/> TEM <input type="checkbox"/>
CDW03-1			PLM <input type="checkbox"/> TEM <input type="checkbox"/>
-2			PLM <input type="checkbox"/> TEM <input type="checkbox"/>
CDW04-1			PLM <input type="checkbox"/> TEM <input type="checkbox"/>
-2			PLM <input type="checkbox"/> TEM <input type="checkbox"/>
CK01-1			PLM <input type="checkbox"/> TEM <input type="checkbox"/>
-2			PLM <input type="checkbox"/> TEM <input type="checkbox"/>
CK02-1			PLM <input type="checkbox"/> TEM <input type="checkbox"/>
-2			PLM <input type="checkbox"/> TEM <input type="checkbox"/>
CK03-1			PLM <input type="checkbox"/> TEM <input type="checkbox"/>
-2			PLM <input type="checkbox"/> TEM <input type="checkbox"/>
CK04-1			PLM <input type="checkbox"/> TEM <input type="checkbox"/>
-2			PLM <input type="checkbox"/> TEM <input type="checkbox"/>
FTM01-1			PLM <input type="checkbox"/> TEM <input type="checkbox"/>
-2			PLM <input type="checkbox"/> TEM <input type="checkbox"/>

2/4



# ASBESTOS SAMPLING FORM

COMPANY CONTACT INFORMATION	
Company: AVENV	Job Contact: PAULA BOWERS
19126 Co State Hwy 119	
Project ID #: Rollinsville, CO	Tel: 303-265-1710

SAMPLE ID#	DESCRIPTION / LOCATION	VOLUME / AREA	TEST			
FTM02-1			PLM	<input type="checkbox"/>	TEM	<input type="checkbox"/>
1-2			PLM	<input checked="" type="checkbox"/>	TEM	<input type="checkbox"/>
1-3			PLM	<input type="checkbox"/>	TEM	<input type="checkbox"/>
FTM03-1			PLM	<input type="checkbox"/>	TEM	<input type="checkbox"/>
-2			PLM	<input type="checkbox"/>	TEM	<input type="checkbox"/>
FTM04-1			PLM	<input type="checkbox"/>	TEM	<input type="checkbox"/>
-2			PLM	<input type="checkbox"/>	TEM	<input type="checkbox"/>
MA01-1			PLM	<input type="checkbox"/>	TEM	<input type="checkbox"/>
-2			PLM	<input type="checkbox"/>	TEM	<input type="checkbox"/>
MA02-1			PLM	<input type="checkbox"/>	TEM	<input type="checkbox"/>
-2			PLM	<input type="checkbox"/>	TEM	<input type="checkbox"/>
PS01-1			PLM	<input type="checkbox"/>	TEM	<input type="checkbox"/>
-2			PLM	<input type="checkbox"/>	TEM	<input type="checkbox"/>
PS02-1			PLM	<input type="checkbox"/>	TEM	<input type="checkbox"/>
-2			PLM	<input type="checkbox"/>	TEM	<input type="checkbox"/>
PS03-1			PLM	<input type="checkbox"/>	TEM	<input type="checkbox"/>
-2			PLM	<input type="checkbox"/>	TEM	<input type="checkbox"/>
RF01-1			PLM	<input type="checkbox"/>	TEM	<input type="checkbox"/>
-2			PLM	<input type="checkbox"/>	TEM	<input type="checkbox"/>
RT01-1			PLM	<input type="checkbox"/>	TEM	<input type="checkbox"/>
-2			PLM	<input type="checkbox"/>	TEM	<input type="checkbox"/>
SVF01-1			PLM	<input type="checkbox"/>	TEM	<input type="checkbox"/>
-2			PLM	<input type="checkbox"/>	TEM	<input type="checkbox"/>
SVW01-1			PLM	<input type="checkbox"/>	TEM	<input type="checkbox"/>
-2			PLM	<input type="checkbox"/>	TEM	<input type="checkbox"/>
TS01-1			PLM	<input type="checkbox"/>	TEM	<input type="checkbox"/>
1-2			PLM	<input type="checkbox"/>	TEM	<input type="checkbox"/>
1-3			PLM	<input type="checkbox"/>	TEM	<input type="checkbox"/>

3/4



# ASBESTOS SAMPLING FORM

COMPANY CONTACT INFORMATION	
Company: AVENV	Job Contact: PAULA BOWERS
<p style="font-size: 1.2em; margin: 0;">19126 Co State Hwy 119</p>	
Project ID #: <span style="font-size: 1.2em;">Rollinsville, CO</span>	Tel: 303-265-1710

SAMPLE ID#	DESCRIPTION/LOCATION	VOLUME AREA	PLM	TEST	TEM
TS02-1			<input checked="" type="checkbox"/>		<input type="checkbox"/>
1-2			<input checked="" type="checkbox"/>		<input type="checkbox"/>
1-3			<input type="checkbox"/>		<input type="checkbox"/>
W001-1			<input type="checkbox"/>		<input type="checkbox"/>
-2			<input type="checkbox"/>		<input type="checkbox"/>
			<input type="checkbox"/>		<input type="checkbox"/>
			<input type="checkbox"/>		<input type="checkbox"/>
			<input type="checkbox"/>		<input type="checkbox"/>
			<input type="checkbox"/>		<input type="checkbox"/>
			<input type="checkbox"/>		<input type="checkbox"/>
			<input type="checkbox"/>		<input type="checkbox"/>
			<input type="checkbox"/>		<input type="checkbox"/>
			<input type="checkbox"/>		<input type="checkbox"/>
			<input type="checkbox"/>		<input type="checkbox"/>
			<input type="checkbox"/>		<input type="checkbox"/>
			<input type="checkbox"/>		<input type="checkbox"/>
			<input type="checkbox"/>		<input type="checkbox"/>
			<input type="checkbox"/>		<input type="checkbox"/>
			<input type="checkbox"/>		<input type="checkbox"/>
			<input type="checkbox"/>		<input type="checkbox"/>
			<input type="checkbox"/>		<input type="checkbox"/>
			<input type="checkbox"/>		<input type="checkbox"/>
			<input type="checkbox"/>		<input type="checkbox"/>
			<input type="checkbox"/>		<input type="checkbox"/>
			<input type="checkbox"/>		<input type="checkbox"/>
			<input type="checkbox"/>		<input type="checkbox"/>
			<input type="checkbox"/>		<input type="checkbox"/>
			<input type="checkbox"/>		<input type="checkbox"/>
			<input type="checkbox"/>		<input type="checkbox"/>
			<input type="checkbox"/>		<input type="checkbox"/>

61


4/4



**Appendix D**  
**Photos**  
**Asbestos Containing Materials**  
**(Laboratory Building)**



**Composite drywall w/joint compound walls, ceilings throughout all 3 floors (CDW01, 02, 03, 04) and MA02 - walls w/wallpaper**




**FTM02- 9x9 floor tile rose, gray and green  
Throughout 2<sup>nd</sup> floor rooms (tile only)**

**FTM03- 9x9 floor tile brown**



**FDM01-Fire door material-ASSUME**




**OT01- ASSUME all Chalkboards**



**CK03- exterior Storage Rm, door frame**



**TS01- Trowel texture - ceilings 2<sup>nd</sup> fl;**



**TS02 Heavy Trowel texture-ceilings 2<sup>nd</sup> fl**



**RF01- Roof Flashing**



**RT01-Roofing Tar**





## BUILDING 2 Cottage





# Appendix A

## Homogeneous Materials Table (Cottage)

**APPENDIX A.  
HOMOGENEOUS MATERIALS TABLE  
NOAA Fritz Peak Observatory (Cottage)  
19126 CO State Highway 119  
Rollinsville, CO**

HA	Description	Estimated Quantity	Locations	Friable Non-Friable Category	Hazard Ranking & Disturbance Potential
CDW05	Composite drywall w/joint compound painted	N/A	Walls/ceilings	NF-Misc. Category II	Good Condition-Low-5
CK05	Gray caulking on metal windows	3 SF	Metal frame windows	NF-Misc. Category I	Good Condition-Low-5
FTM05	12x12 off white floor tile tan and green specs, tan mastic	N/A	Throughout interior	NF-Misc. Category I	N/A
RSG01	Asphalt composition shingle, brown spec	N/A	Exterior – roof	NF-Misc. Category I	N/A
TS03	Heavy orange peel texture on drywall	1,000 SF	Interior walls/ceilings	Friable Surfacing	Good Condition-Low-5

**Friable (F):** material that be crumbled, pulverized, or reduced to powder with hand pressure when dry

**Non-Friable (NF):** material that cannot be crumbled, pulverized, or reduced to powder with hand pressure when dry

**Thermal Systems Insulation (TSI):** used to control heat transfer and or condensation on HVAC, hot and cold water or other mechanical systems etc.

**Surfacing Material (SM):** material that is sprayed or troweled onto surfaces such as fire proofing on structural members, plaster for acoustical, decorative, etc.

**Miscellaneous Material (Misc):** all other materials including taping mud, floor tile mastic, stucco, leveling compound, and hard plasters.

**Category I non-friable ACM:** resilient floor coverings, asphalt roofing products, packings, gaskets, or caulking containing greater than 1% asbestos

**Category II non-friable ACM:** any material that is not Category I that contains greater than 1% asbestos

**Asbestos Containing Materials are Listed in Red.**  
**Materials Containing 1% or less are Listed in Blue.**

**Hazard Ranking:**

- 1= damaged or significantly damaged Thermal Systems Insulation (TSI) ACM;
- 2=damaged friable surfacing ACM;
- 3=significantly damaged friable surfacing ACM;
- 4=damaged or significantly damaged friable miscellaneous ACM;
- 5=ACBM with potential for damage;
- 6=ACBM with potential for significant damage;
- 7=any remaining friable ACBM or suspected ACBM.

**Disturbance Potential:**

**Low** = the material may be accessible but is not likely to be damaged under most circumstances.

**Moderate** = the material is accessible and is likely to suffer limited damage over time.

**High** = the material is friable and/or already damaged, is accessible, and there is specific reason to believe the material will receive a large amount of damage in the foreseeable future.

**Condition:**

**Good** = the material had no visible damage, or extremely minor damage or surface marring (i.e., a room of floor tile has only four or five with small corners broken from the tile.

**Damaged** = the material had visible damage evenly distributed over less than 10% of its surface or localized over less than 25% of its surface.

**Significantly damaged** = the material had visible damage that is evenly distributed over 10% or more of its surface or localized over 25% or more of its surface.

**Asbestos Containing Materials are Listed in Red.**  
**Materials Containing 1% or less are Listed in Blue.**



**Appendix B**  
**Summary of Bulk Samples**  
**& drawing**  
**(Cottage)**

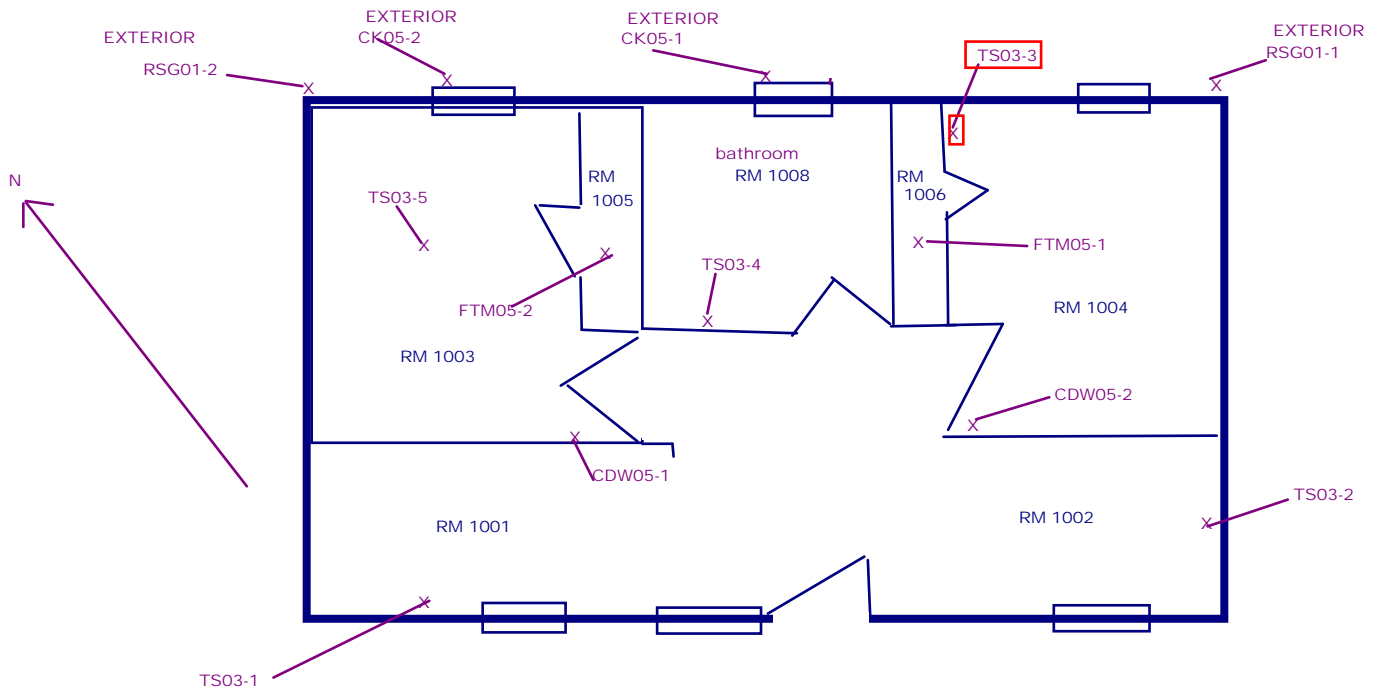
### APPENDIX B. Asbestos Bulk Sample Log

<b>Project Name:</b>	NOAA Fritz Peak Observatory
<b>Project Address:</b>	19126 CO State Highway 119 Rollinsville, CO
<b>Contact / Client:</b>	EA Engineering
<b>Inspection date &amp; Lab COC #</b>	9/23/19 – 9/24/19 CEI A1917520Av2

<b>Building:</b>	SFRD- Cottage
<b>Work Area:</b>	Interior/Exterior
<b>Asbestos:</b>	<b>Yes</b>
<b>Accessibility To Building Occupants?</b>	Unoccupied

Sample No.	Description of Material Sampled	Hazard Ranking	AHERA Rating	Asbestos Laboratory Results	Sample location
CDW05-1	Composite drywall w/ joint compound, painted	Good Low-5	NF Misc	<1% Chrysotile	SW room east wall RM 104
CDW05-2	Composite drywall w/ joint compound, painted	Good Low-5	NF Misc	<1% Chrysotile	SE room east corner wall RM 103
CK05-1	Gray caulking on metal windows	N/A	N/A	None detected	East window of E. center room RM 1008/Bathroom
CK05-2	Gray caulking on metal windows	N/A	N/A	None detected	North window of N room Rm 1003
FTM05-1	12x12 off-white floor tile w/tan and green specs	N/A	N/A	None detected	Closet SE room RM 1006
FTM05-2	12x12 off-white floor tile w/tan and green specs	N/A	N/A	None detected	Closet north room RM 1005
RSG01-1	Asphalt compositing shingle brown spec	N/A	N/A	None detected	Exterior SE corner of roof
RSG01-2	Asphalt compositing shingle brown spec	N/A	N/A	None detected	Exterior- NE corner of roof
TS03-1	Heavy orange peel texture on drywall	N/A	N/A	None detected	Living room west wall RM 1001
TS03-2	Heavy orange peel texture on drywall	N/A	N/A	None detected	Living room south wall RM 1002
<b>TS03-3</b>	<b>Heavy orange peel texture on drywall</b>	<b>Good Low-5</b>	<b>Friable Surfacing</b>	<b>2% Chrysotile</b>	<b>SE room north wall RM 1004</b>
TS03-4	Heavy orange peel texture on drywall	N/A	N/A	None detected	Center east room west wall
TS03-5	Heavy orange peel texture on drywall	N/A	N/A	None detected	North room ceiling

N/A = not applicable



COTTAGE ASBESTOS INSPECTION SAMPLE LOCATIONS

= ACM



## **Appendix C**

### **Laboratory Results**

#### **(Cottage)**



October 3, 2019

American Veteran Environmental, LLC  
13373 N. Harback Rd.  
Bennett, CO 80102

**CLIENT PROJECT:** 19126 CO State Hwy 119, Rollinsville, CO ( Cottage )  
**CEI LAB CODE:** A1917520A

Dear Customer:

Enclosed are asbestos analysis results for PLM Bulk samples received at our laboratory on September 25, 2019. The samples were analyzed for asbestos using polarizing light microscopy (PLM) per the EPA 600 Method.

Sample results containing >1% asbestos are considered asbestos-containing materials (ACMs) per EPA regulatory requirements. The detection limit for the EPA 600 Method is <1% asbestos by weight as determined by visual estimation.

Thank you for your business and we look forward to continuing good relations.

Kind Regards,



Tianbao Bai, Ph.D., CIH  
Laboratory Director



CEI

**AMENDED**

---

**ASBESTOS ANALYTICAL REPORT**  
**By: Polarized Light Microscopy**

Prepared for

**American Veteran Environmental, LLC**

---

CLIENT PROJECT: 19126 CO State Hwy 119, Rollinsville, CO ( Cottage )

LAB CODE: A1917520A

TEST METHOD: EPA 600 / R93 / 116 and EPA 600 / M4-82 / 020

REPORT DATE: 10/01/19

TOTAL SAMPLES ANALYZED: 13

# SAMPLES >1% ASBESTOS: 1



CEI

AMENDED

# Asbestos Report Summary

By: POLARIZING LIGHT MICROSCOPY

**PROJECT:** 19126 CO State Hwy 119, Rollinsville, CO **LAB CODE:** A1917520A  
( Cottage )

**METHOD:** EPA 600 / R93 / 116 and EPA 600 / M4-82 / 020

Client ID	Layer	Lab ID	Color	Sample Description	ASBESTOS %
CDW05-1		A239506	White, Yellow	Drywall/Joint Compound	Chrysotile <1%
CDW05-2		A239507	White, Yellow	Drywall/Joint Compound	Chrysotile <1%
CK05-1		A239508	Gray	Window Caulking	None Detected
CK05-2		A239509	Gray	Window Caulking	None Detected
FTM05-1		A239510A	White w/, Green Streaks	Floor Tile	None Detected
		A239510B	Tan	Mastic	None Detected
FTM05-2		A239511A	White w/, Green Streaks	Floor Tile	None Detected
		A239511B	Tan	Mastic	None Detected
RSG01-1		A239514	Brown	Roof Shingle	None Detected
RSG01-2		A239515	Brown	Roof Shingle	None Detected
TS03-1	Layer 1	A239518	White	Texture	None Detected
	Layer 2	A239518	Green	Texture	None Detected
	Layer 3	A239518	White	Drywall	None Detected
TS03-2	Layer 1	A239519	White	Texture	None Detected
	Layer 2	A239519	Green	Texture	None Detected
	Layer 3	A239519	White	Drywall	None Detected
TS03-3	Layer 1	A239520	White	Texture	None Detected
	Layer 2	A239520	Yellow	Texture	Chrysotile 2%
	Layer 3	A239520	White	Drywall	None Detected
TS03-4	Layer 1	A239521	White	Texture	None Detected
	Layer 2	A239521	White	Drywall	None Detected
TS03-5	Layer 1	A239522	White	Texture	None Detected
	Layer 2	A239522	White	Drywall	None Detected



CEI

**AMENDED****ASBESTOS BULK ANALYSIS**

By: POLARIZING LIGHT MICROSCOPY

**Client:** American Veteran Environmental, LLC  
 13373 N. Harback Rd.  
 Bennett, CO 80102

**Lab Code:** A1917520A  
**Date Received:** 09-25-19  
**Date Analyzed:** 09-30-19  
**Date Reported:** 10-01-19

**Project:** 19126 CO State Hwy 119, Rollinsville, CO ( Cottage )

**ASBESTOS BULK PLM, EPA 600 METHOD**

Client ID Lab ID	Lab Description	Lab Attributes	NON-ASBESTOS COMPONENTS				ASBESTOS %
			Fibrous	Cellulose	Non-Fibrous		
<b>CDW05-1</b> A239506	Drywall/Joint Compound	Heterogeneous White, Yellow Fibrous Bound	10%	Cellulose	5% 15% 70%	Paint Calc Carb Gypsum	<1% Chrysotile
Lab Notes: 2% Chrysotile found in Joint Compound. Sample contains 10% Joint Compound, composite contains 0.2% Chrysotile overall.							
<b>CDW05-2</b> A239507	Drywall/Joint Compound	Heterogeneous White, Yellow Fibrous Bound	10%	Cellulose	5% 15% 70%	Paint Calc Carb Gypsum	<1% Chrysotile
Lab Notes: 2% Chrysotile found in Joint Compound. Sample contains 10% Joint Compound, composite contains 0.2% Chrysotile overall.							
<b>CK05-1</b> A239508	Window Caulking	Homogeneous Gray Fibrous Bound	<1%	Cellulose	100%	Caulk	None Detected
<b>CK05-2</b> A239509	Window Caulking	Homogeneous Gray Fibrous Bound	<1%	Cellulose	100%	Caulk	None Detected
<b>FTM05-1</b> A239510A	Floor Tile	Homogeneous White w/, Green Streaks Fibrous Bound	2%	Cellulose	60% 38%	Vinyl Calc Carb	None Detected
A239510B	Mastic	Homogeneous Tan Fibrous Bound	2%	Cellulose	60% 38%	Mastic Calc Carb	None Detected



CEI

AMENDED

# ASBESTOS BULK ANALYSIS

By: POLARIZING LIGHT MICROSCOPY

**Client:** American Veteran Environmental, LLC  
13373 N. Harback Rd.  
Bennett, CO 80102

**Lab Code:** A1917520A  
**Date Received:** 09-25-19  
**Date Analyzed:** 09-30-19  
**Date Reported:** 10-01-19

**Project:** 19126 CO State Hwy 119, Rollinsville, CO ( Cottage )

## ASBESTOS BULK PLM, EPA 600 METHOD

Client ID Lab ID	Lab Description	Lab Attributes	NON-ASBESTOS COMPONENTS				ASBESTOS %
			Fibrous		Non-Fibrous		
FTM05-2 A239511A	Floor Tile	Homogeneous	2%	Cellulose	60%	Vinyl	None Detected
		White w/,Green Streaks Fibrous Bound			38%	Calc Carb	
A239511B	Mastic	Homogeneous	2%	Cellulose	60%	Mastic	None Detected
		Tan Fibrous Bound			38%	Calc Carb	
RSG01-1 A239514	Roof Shingle	Heterogeneous	25%	Fiberglass	10%	Gravel	None Detected
		Brown Fibrous Bound			60%	Tar	
					5%	Silicates	
RSG01-2 A239515	Roof Shingle	Heterogeneous	25%	Fiberglass	10%	Gravel	None Detected
		Brown Fibrous Bound			60%	Tar	
					5%	Silicates	
TS03-1 Layer 1 A239518	Texture	Heterogeneous	2%	Cellulose	5%	Paint	None Detected
		White Fibrous Bound			73%	Calc Carb	
					20%	Binder	
Layer 2 A239518	Texture	Heterogeneous	2%	Cellulose	5%	Paint	None Detected
		Green Fibrous Bound			73%	Calc Carb	
					20%	Binder	
Layer 3 A239518	Drywall	Heterogeneous	10%	Cellulose	90%	Gypsum	None Detected
		White Fibrous Bound					



CEI

AMENDED

# ASBESTOS BULK ANALYSIS

By: POLARIZING LIGHT MICROSCOPY

**Client:** American Veteran Environmental, LLC  
13373 N. Harback Rd.  
Bennett, CO 80102

**Lab Code:** A1917520A  
**Date Received:** 09-25-19  
**Date Analyzed:** 09-30-19  
**Date Reported:** 10-01-19

**Project:** 19126 CO State Hwy 119, Rollinsville, CO ( Cottage )

## ASBESTOS BULK PLM, EPA 600 METHOD

Client ID Lab ID	Lab Description	Lab Attributes	NON-ASBESTOS COMPONENTS				ASBESTOS %
			Fibrous		Non-Fibrous		
TS03-2 Layer 1 A239519	Texture	Heterogeneous	2%	Cellulose	5%	Paint	None Detected
		White			73%	Calc Carb	
		Fibrous			20%	Binder	
		Bound					
Layer 2 A239519	Texture	Heterogeneous	2%	Cellulose	5%	Paint	None Detected
		Green			73%	Calc Carb	
		Fibrous			20%	Binder	
		Bound					
Layer 3 A239519	Drywall	Heterogeneous	10%	Cellulose	90%	Gypsum	None Detected
		White					
		Fibrous					
		Bound					
TS03-3 Layer 1 A239520	Texture	Heterogeneous	2%	Cellulose	5%	Paint	None Detected
		White			73%	Calc Carb	
		Fibrous			20%	Binder	
		Bound					
Layer 2 A239520	Texture	Heterogeneous	2%	Cellulose	66%	Calc Carb	2% Chrysotile
		Yellow			20%	Binder	
		Fibrous			10%	Vermiculite	
		Bound					
Layer 3 A239520	Drywall	Heterogeneous	10%	Cellulose	90%	Gypsum	None Detected
		White					
		Fibrous					
		Bound					
TS03-4 Layer 1 A239521	Texture	Heterogeneous	2%	Cellulose	5%	Paint	None Detected
		White			73%	Calc Carb	
		Fibrous			20%	Binder	
		Bound					



CEI

AMENDED

# ASBESTOS BULK ANALYSIS

By: POLARIZING LIGHT MICROSCOPY

**Client:** American Veteran Environmental, LLC  
13373 N. Harback Rd.  
Bennett, CO 80102

**Lab Code:** A1917520A  
**Date Received:** 09-25-19  
**Date Analyzed:** 09-30-19  
**Date Reported:** 10-01-19

**Project:** 19126 CO State Hwy 119, Rollinsville, CO ( Cottage )

## ASBESTOS BULK PLM, EPA 600 METHOD

Client ID Lab ID	Lab Description	Lab Attributes	NON-ASBESTOS COMPONENTS				ASBESTOS %
			Fibrous		Non-Fibrous		
Layer 2 A239521	Drywall	Heterogeneous White Fibrous Bound	10%	Cellulose	90%	Gypsum	None Detected
<b>TS03-5</b> Layer 1 A239522	Texture	Heterogeneous White Fibrous Bound	2%	Cellulose	5%	Paint	None Detected
					73%	Calc Carb	
					20%	Binder	
Layer 2 A239522	Drywall	Heterogeneous White Fibrous Bound	10%	Cellulose	90%	Gypsum	None Detected

---

**LEGEND:** Non-Anth = Non-Asbestiform Anthophyllite  
Non-Trem = Non-Asbestiform Tremolite  
Calc Carb = Calcium Carbonate

---

**METHOD:** EPA 600 / R93 / 116 and EPA 600 / M4-82 / 020

---

**REPORTING LIMIT:** <1% by visual estimation

---

**REPORTING LIMIT FOR POINT COUNTS:** 0.25% by 400 Points or 0.1% by 1,000 Points

---

**REGULATORY LIMIT:** >1% by weight

---

Due to the limitations of the EPA 600 method, nonfriable organically bound materials (NOBs) such as vinyl floor tiles can be difficult to analyze via polarized light microscopy (PLM). EPA recommends that all NOBs analyzed by PLM, and found not to contain asbestos, be further analyzed by Transmission Electron Microscopy (TEM). Please note that PLM analysis of dust and soil samples for asbestos is not covered under NVLAP accreditation. *Estimated measurement of uncertainty is available on request.*

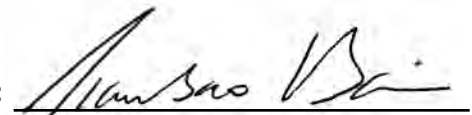
This report relates only to the samples tested or analyzed and may not be reproduced, except in full, without written approval by Eurofins CEI. Eurofins CEI makes no warranty representation regarding the accuracy of client submitted information in preparing and presenting analytical results. Interpretation of the analytical results is the sole responsibility of the client. Samples were received in acceptable condition unless otherwise noted. This report may not be used by the client to claim product endorsement by NVLAP or any other agency of the U.S. Government.

Information provided by customer includes customer sample ID and sample description.

ANALYST:

  
Shilpa Ladekar

APPROVED BY:

  
Tianbao Bai, Ph.D., CIH  
Laboratory Director





730 SE Maynard Road, Cary, NC 27511  
 Tel: 866-481-1412; Fax: 919-481-1442

# ASBESTOS CHAIN OF CUSTODY

LAB USE ONLY:
CEI Lab Code:
CEI Lab I.D. Range:

COMPANY INFORMATION	PROJECT INFORMATION
CEI CLIENT #: 28520	Job Contact: PAULA BOWERS
Company: American Veteran Environmental, LLC	Email / Tel: 303-265-1710
Address: 13373 N. Harback Rd. Bennett, CO 80102	Project Name: 19126 Co State Hwy 119 (Cottage) Rollinsville, CO
Email: srolf@avenv.com; pbowers@avenv.com	Project ID#:
Tel: 303-265-1710 Fax:	PO #:
STATE SAMPLES COLLECTED IN: COLO	

IF TAT IS NOT MARKED STANDARD 3 DAY TAT APPLIES.

ASBESTOS	METHOD	TURN AROUND TIME					
		4 HR	8 HR	24 HR	2 DAY	3 DAY	5 DAY
PLM BULK	EPA 600	<input type="checkbox"/>	<input type="checkbox"/>	<input checked="" type="checkbox"/>	<input type="checkbox"/>	<input checked="" type="checkbox"/>	<input type="checkbox"/>
PLM POINT COUNT (400)	EPA 600	<input type="checkbox"/>	<input type="checkbox"/>	<input checked="" type="checkbox"/>	<input type="checkbox"/>	<input type="checkbox"/>	<input type="checkbox"/>
PLM POINT COUNT (1000)	EPA 600	<input type="checkbox"/>	<input type="checkbox"/>	<input type="checkbox"/>	<input type="checkbox"/>	<input type="checkbox"/>	<input type="checkbox"/>
PLM GRAV w POINT COUNT	EPA 600		<input type="checkbox"/>	<input type="checkbox"/>	<input type="checkbox"/>	<input type="checkbox"/>	<input type="checkbox"/>
PLM BULK	CARB 435		<input type="checkbox"/>	<input type="checkbox"/>	<input type="checkbox"/>	<input type="checkbox"/>	<input type="checkbox"/>
PCM AIR	NIOSH 7400	<input type="checkbox"/>	<input type="checkbox"/>	<input type="checkbox"/>	<input type="checkbox"/>	<input type="checkbox"/>	<input type="checkbox"/>
TEM AIR	EPA AHERA	<input type="checkbox"/>	<input type="checkbox"/>	<input type="checkbox"/>	<input type="checkbox"/>	<input type="checkbox"/>	<input type="checkbox"/>
TEM AIR	NIOSH 7402	<input type="checkbox"/>	<input type="checkbox"/>	<input type="checkbox"/>	<input type="checkbox"/>	<input type="checkbox"/>	<input type="checkbox"/>
TEM AIR	ISO 10312	<input type="checkbox"/>	<input type="checkbox"/>	<input type="checkbox"/>	<input type="checkbox"/>	<input type="checkbox"/>	<input type="checkbox"/>
TEM AIR	ASTM 6281-09	<input type="checkbox"/>	<input type="checkbox"/>	<input type="checkbox"/>	<input type="checkbox"/>	<input type="checkbox"/>	<input type="checkbox"/>
TEM BULK	CHATFIELD		<input type="checkbox"/>	<input type="checkbox"/>	<input type="checkbox"/>	<input type="checkbox"/>	<input type="checkbox"/>
TEM DUST WIPE	ASTM D6480-05	<input type="checkbox"/>	<input type="checkbox"/>	<input type="checkbox"/>	<input type="checkbox"/>	<input type="checkbox"/>	<input type="checkbox"/>
TEM DUST MICROVAC	ASTM D5755-09	<input type="checkbox"/>	<input type="checkbox"/>	<input type="checkbox"/>	<input type="checkbox"/>	<input type="checkbox"/>	<input type="checkbox"/>
TEM SOIL	ASTM D7521-13			<input type="checkbox"/>	<input type="checkbox"/>	<input type="checkbox"/>	<input type="checkbox"/>
TEM VERMICULITE	CINCINNATI METHOD			<input type="checkbox"/>	<input type="checkbox"/>	<input type="checkbox"/>	<input type="checkbox"/>
OTHER:		<input type="checkbox"/>	<input type="checkbox"/>	<input type="checkbox"/>	<input type="checkbox"/>	<input type="checkbox"/>	<input type="checkbox"/>

REMARKS / SPECIAL INSTRUCTIONS:

Building 2 of 3

- Accept Samples
- Reject Samples

Relinquished By:	Date/Time	Received By:	Date/Time
<i>[Signature]</i>	9/24/19		

Samples will be disposed of 30 days after analysis

Page \_\_\_\_ of \_\_\_\_

# ASBESTOS SAMPLING FORM



COMPANY CONTACT INFORMATION	
Company: AVENV	Job Contact: PAULA BOWERS
19126 CO State Hwy 119 - (Cottage)	
Project ID #: Rollinsville, CO	Tel: 303-265-1710

SAMPLE ID#	DESCRIPTION / LOCATION	VOLUME / AREA	TEST			
CDW05-1			PLM	<input checked="" type="checkbox"/>	TEM	<input type="checkbox"/>
1-2			PLM	<input checked="" type="checkbox"/>	TEM	<input type="checkbox"/>
CK05-1			PLM	<input type="checkbox"/>	TEM	<input type="checkbox"/>
1-2			PLM	<input type="checkbox"/>	TEM	<input type="checkbox"/>
FTM05-1			PLM	<input type="checkbox"/>	TEM	<input type="checkbox"/>
1-2			PLM	<input type="checkbox"/>	TEM	<input type="checkbox"/>
RSG01-1			PLM	<input type="checkbox"/>	TEM	<input type="checkbox"/>
-2			PLM	<input type="checkbox"/>	TEM	<input type="checkbox"/>
TS03-1			PLM	<input type="checkbox"/>	TEM	<input type="checkbox"/>
1-2			PLM	<input type="checkbox"/>	TEM	<input type="checkbox"/>
1-3			PLM	<input type="checkbox"/>	TEM	<input type="checkbox"/>
1-4			PLM	<input type="checkbox"/>	TEM	<input type="checkbox"/>
1-5			PLM	<input checked="" type="checkbox"/>	TEM	<input type="checkbox"/>
			PLM	<input type="checkbox"/>	TEM	<input type="checkbox"/>
			PLM	<input type="checkbox"/>	TEM	<input type="checkbox"/>
			PLM	<input type="checkbox"/>	TEM	<input type="checkbox"/>
			PLM	<input type="checkbox"/>	TEM	<input type="checkbox"/>
			PLM	<input type="checkbox"/>	TEM	<input type="checkbox"/>
			PLM	<input type="checkbox"/>	TEM	<input type="checkbox"/>
			PLM	<input type="checkbox"/>	TEM	<input type="checkbox"/>
			PLM	<input type="checkbox"/>	TEM	<input type="checkbox"/>
			PLM	<input type="checkbox"/>	TEM	<input type="checkbox"/>
			PLM	<input type="checkbox"/>	TEM	<input type="checkbox"/>
			PLM	<input type="checkbox"/>	TEM	<input type="checkbox"/>
			PLM	<input type="checkbox"/>	TEM	<input type="checkbox"/>
			PLM	<input type="checkbox"/>	TEM	<input type="checkbox"/>
			PLM	<input type="checkbox"/>	TEM	<input type="checkbox"/>
			PLM	<input type="checkbox"/>	TEM	<input type="checkbox"/>
			PLM	<input type="checkbox"/>	TEM	<input type="checkbox"/>
			PLM	<input type="checkbox"/>	TEM	<input type="checkbox"/>

13



**Appendix D**  
**Photos**  
**Asbestos Containing Materials**  
**(Cottage)**



**TS03 – Texture on walls/ceilings**



## **BUILDING 3** **Observatory Shed**





# Appendix A

## Homogeneous Materials Table (Observatory Shed)

**APPENDIX A.  
HOMOGENEOUS MATERIALS TABLE  
NOAA Fritz Peak Observatory (Observatory Shed)  
19126 CO State Highway 119  
Rollinsville, CO**

HA	Description	Estimated Quantity	Locations	Friable Non-Friable Category	Hazard Ranking & Disturbance Potential
CB01	Cement board- Transite panels	4 panels	Interior – behind wall mounted electric heaters	NF-Misc. Category II	Good condition- Low-5
CDW06	Composite drywall w/joint compound painted	560 SF	Walls/ceiling of main room and bunk room	NF- Misc. Category II	Good condition- Low-5
CK06	Gray caulking/putty	N/A	Interior- Wall penetration on NW window	NF-Misc. Category I	N/A
CK07	White caulking, painted green	N/A	Exterior – window frames	NF-Misc. Category I	N/A
RSG02	Asphalt composition shingle green and black	5 SF- minimal remaining	Exterior- roof of storage shed ASSUMED	NF-Misc. Category I	Poor condition Low-5
WG02	White window glaze, interior metal frame windows	N/A	Interior- metal frame windows	NF-Misc. Category II	N/A

*Friable (F): material that be crumbled, pulverized, or reduced to powder with hand pressure when dry*

*Non-Friable: material that cannot be crumbled, pulverized, or reduced to powder with hand pressure when dry*

*Thermal Systems Insulation (TSI): used to control heat transfer and or condensation on HVAC, hot and cold water or other mechanical systems etc.*

*Surfacing Material (SM): material that is sprayed or troweled onto surfaces such as fire proofing on structural members, plaster for acoustical, decorative, etc.*

*Miscellaneous Material (MISC): all other materials including taping mud, floor tile mastic, stucco, leveling compound, and hard plasters.*

*Category I non-friable (NF) ACM: resilient floor coverings, asphalt roofing products, packings, gaskets, or caulking containing greater than 1% asbestos*

*Category II non-friable (NF) ACM: any material that is not Category I that contains greater than 1% asbestos*

**Asbestos Containing Materials are Listed in Red.**  
**Materials Containing 1% or less are Listed in Blue.**

**Hazard Ranking:**

- 1= damaged or significantly damaged Thermal Systems Insulation (TSI) ACM;
- 2=damaged friable surfacing ACM;
- 3=significantly damaged friable surfacing ACM;
- 4=damaged or significantly damaged friable miscellaneous ACM;
- 5=ACBM with potential for damage;
- 6=ACBM with potential for significant damage;
- 7=any remaining friable ACBM or suspected ACBM.

**Disturbance Potential:**

**Low** = the material may be accessible but is not likely to be damaged under most circumstances.

**Moderate** = the material is accessible and is likely to suffer limited damage over time.

**High** = the material is friable and/or already damaged, is accessible, and there is specific reason to believe the material will receive a large amount of damage in the foreseeable future.

**Condition:**

**Good** = the material had no visible damage, or extremely minor damage or surface marring (i.e., a room of floor tile has only four or five with small corners broken from the tile).

**Damaged** = the material had visible damage evenly distributed over less than 10% of its surface or localized over less than 25% of its surface.

**Significantly damaged** = the material had visible damage that is evenly distributed over 10% or more of its surface or localized over 25% or more of its surface.

**Asbestos Containing Materials are Listed in Red.**  
**Materials Containing 1% or less are Listed in Blue.**





**Appendix B**  
**Summary of Bulk Samples**  
**& drawing**  
**(Observatory Shed)**

## APPENDIX B. Asbestos Bulk Sample Log

<b>Project Name:</b>	NOAA Fritz Peak Observatory
<b>Project Address:</b>	19126 CO State Highway 119 Rollinsville, CO
<b>Contact / Client:</b>	EA Engineering
<b>Inspection date &amp; Lab COC #</b>	9/23/19 – 9/24/19 CEI A1917520B

<b>Building:</b>	Commercial- Observatory Shed
<b>Work Area:</b>	Interior/exterior
<b>Asbestos:</b>	Yes
<b>Accessibility To Building Occupants?</b>	Unoccupied

Sample No.	Description of Material Sampled	Hazard Ranking	AHERA Rating	Asbestos Laboratory Results	Sample location
CB01	Cement board- Transite panel	Good Low-5	NF Misc.	ASSUMED	Behind wall mounted electric heaters
CDW06-1	Composite drywall w/ joint compound, painted	Good Low-5	NF Misc.	<1% Chrysotile	Main room North wall at window
CDW06-2	Gray caulking on metal windows	Good Low-5	NF Misc.	<1% Chrysotile	Bunk room North wall
CK06-1	Gray caulking /putty	N/A	N/A	None detected	Wall penetrations on NW window
CK06-1	Gray caulking /putty	N/A	N/A	None detected	Wall penetrations on NW window
CK07-1	White caulking w/green paint	N/A	N/A	None detected	Exterior North side window
CK07-2	White caulking w/green paint	N/A	N/A	None detected	Exterior North side window
RSG02	Asphalt compositing shingle green and black	Good Low-5	NF Misc.	ASSUMED	Exterior roof of small storage shed
WG02-1	Window glaze, white on metal frame windows	N/A	N/A	None detected	Interior North window
WG02-2	Window glaze, white on metal frame windows	N/A	N/A	None detected	Interior North window

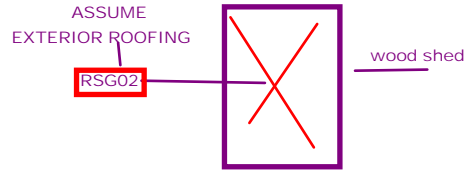
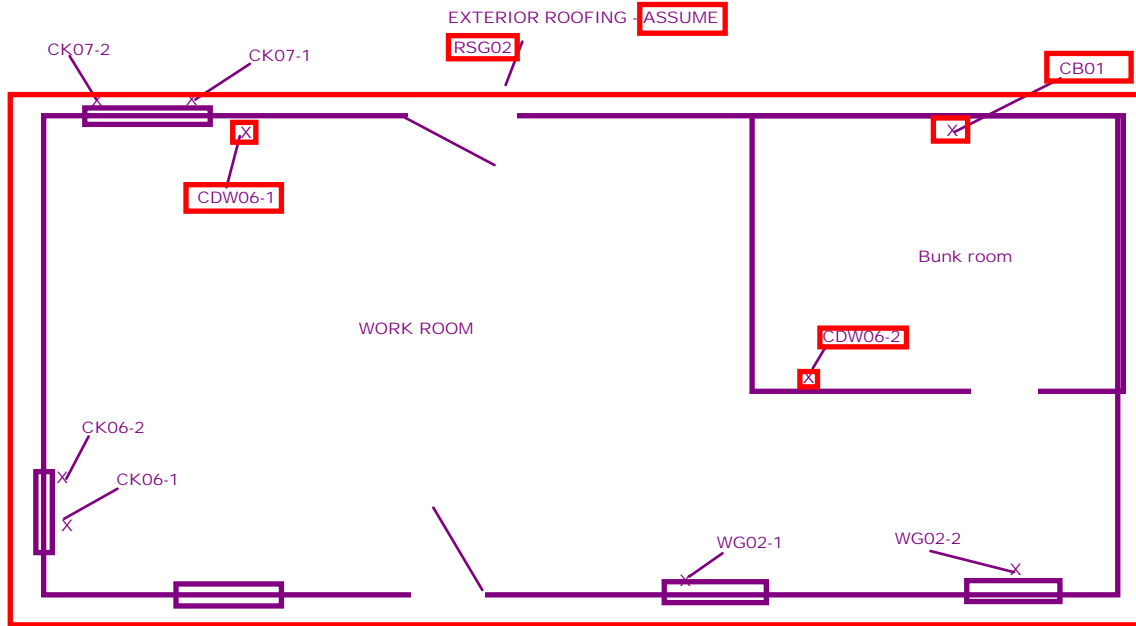
N/A = not applicable

OBSERVATORY SHED ASBESTOS INSPECTION  
SAMPLE LOCATIONS

[Red box] = ACM OR ASSUMED



4 Transite panels behind  
wall mounted heaters  
(CB01)





## **Appendix C**

### **Laboratory Results**

#### **(Observatory Shed)**

October 3, 2019

American Veteran Environmental, LLC  
13373 N. Harback Rd.  
Bennett, CO 80102

**CLIENT PROJECT:** 19126 CO State Hwy 119, Rollinsville, CO ( Observatory Shed )  
**CEI LAB CODE:** A1917520B

Dear Customer:

Enclosed are asbestos analysis results for PLM Bulk samples received at our laboratory on October 1, 2019. The samples were analyzed for asbestos using polarizing light microscopy (PLM) per the EPA 600 Method.

Sample results containing >1% asbestos are considered asbestos-containing materials (ACMs) per EPA regulatory requirements. The detection limit for the EPA 600 Method is <1% asbestos by weight as determined by visual estimation.

Thank you for your business and we look forward to continuing good relations.

Kind Regards,



Tianbao Bai, Ph.D., CIH  
Laboratory Director



CEI

---

# **ASBESTOS ANALYTICAL REPORT**

## **By: Polarized Light Microscopy**

Prepared for

**American Veteran Environmental, LLC**

---

CLIENT PROJECT: 19126 CO State Hwy 119, Rollinsville, CO ( Observatory  
Shed )

LAB CODE: A1917520B

TEST METHOD: EPA 600 / R93 / 116 and EPA 600 / M4-82 / 020

REPORT DATE: 10/01/19

TOTAL SAMPLES ANALYZED: 8

# SAMPLES >1% ASBESTOS:

# Asbestos Report Summary

By: POLARIZING LIGHT MICROSCOPY

**PROJECT:** 19126 CO State Hwy 119, Rollinsville, CO **LAB CODE:** A1917520B  
( Observatory Shed )

**METHOD:** EPA 600 / R93 / 116 and EPA 600 / M4-82 / 020

Client ID	Layer	Lab ID	Color	Sample Description	ASBESTOS %
CDW06-1		A239523	White,Cream	Drywall/Joint Compound	Chrysotile <1%
CDW06-2		A239524	White	Drywall/Joint Compound	None Detected
CK06-1		A239525	Gray	Window Caulking	None Detected
CK06-2		A239526	Gray	Window Caulking	None Detected
CK07-1		A239527	White,Cream	Window Caulking	None Detected
CK07-2		A239528	White,Cream	Window Caulking	None Detected
WG02-1		A239529	Cream	Window Glazing	None Detected
WG02-2		A239530	Cream	Window Glazing	None Detected

# ASBESTOS BULK ANALYSIS

By: POLARIZING LIGHT MICROSCOPY

**Client:** American Veteran Environmental, LLC  
 13373 N. Harback Rd.  
 Bennett, CO 80102

**Lab Code:** A1917520B  
**Date Received:** 10-01-19  
**Date Analyzed:** 09-30-19  
**Date Reported:** 10-01-19

**Project:** 19126 CO State Hwy 119, Rollinsville, CO ( Observatory Shed )

## ASBESTOS BULK PLM, EPA 600 METHOD

Client ID Lab ID	Lab Description	Lab Attributes	NON-ASBESTOS COMPONENTS				ASBESTOS %
			Fibrous		Non-Fibrous		
<b>CDW06-1</b> A239523	Drywall/Joint Compound	Heterogeneous White, Cream Fibrous Bound	10%	Cellulose	5%	Paint	<1% Chrysotile
					15%	Calc Carb	
					70%	Gypsum	
Lab Notes: 2% Chrysotile found in Joint Compound. Sample contains 10% Joint Compound, composite contains 0.2% Chrysotile overall.							
<b>CDW06-2</b> A239524	Drywall/Joint Compound	Heterogeneous White Fibrous Bound	10%	Cellulose	5%	Paint	None Detected
					15%	Calc Carb	
					70%	Gypsum	
<b>CK06-1</b> A239525	Window Caulking	Homogeneous Gray Fibrous Bound	<1%	Talc	100%	Caulk	None Detected
<b>CK06-2</b> A239526	Window Caulking	Homogeneous Gray Fibrous Bound	<1%	Talc	100%	Caulk	None Detected
<b>CK07-1</b> A239527	Window Caulking	Heterogeneous White, Cream Fibrous Bound	10%	Talc	2%	Paint	None Detected
					88%	Caulk	
<b>CK07-2</b> A239528	Window Caulking	Heterogeneous White, Cream Fibrous Bound	10%	Talc	2%	Paint	None Detected
					88%	Caulk	
<b>WG02-1</b> A239529	Window Glazing	Homogeneous Cream Fibrous Bound	3%	Talc	97%	Binder	None Detected





CEI

# ASBESTOS BULK ANALYSIS

By: POLARIZING LIGHT MICROSCOPY

**Client:** American Veteran Environmental, LLC  
13373 N. Harback Rd.  
Bennett, CO 80102

**Lab Code:** A1917520B  
**Date Received:** 10-01-19  
**Date Analyzed:** 09-30-19  
**Date Reported:** 10-01-19

**Project:** 19126 CO State Hwy 119, Rollinsville, CO ( Observatory Shed )

## ASBESTOS BULK PLM, EPA 600 METHOD

Client ID Lab ID	Lab Description	Lab Attributes	NON-ASBESTOS COMPONENTS				ASBESTOS %
			Fibrous		Non-Fibrous		
<b>WG02-2</b> A239530	Window Glazing	Homogeneous Cream Fibrous Bound	3%	Talc	97%	Binder	None Detected

---

**LEGEND:** Non-Anth = Non-Asbestiform Anthophyllite  
Non-Trem = Non-Asbestiform Tremolite  
Calc Carb = Calcium Carbonate

---

**METHOD:** EPA 600 / R93 / 116 and EPA 600 / M4-82 / 020

---

**REPORTING LIMIT:** <1% by visual estimation

---

**REPORTING LIMIT FOR POINT COUNTS:** 0.25% by 400 Points or 0.1% by 1,000 Points

---

**REGULATORY LIMIT:** >1% by weight

---

Due to the limitations of the EPA 600 method, nonfriable organically bound materials (NOBs) such as vinyl floor tiles can be difficult to analyze via polarized light microscopy (PLM). EPA recommends that all NOBs analyzed by PLM, and found not to contain asbestos, be further analyzed by Transmission Electron Microscopy (TEM). Please note that PLM analysis of dust and soil samples for asbestos is not covered under NVLAP accreditation. *Estimated measurement of uncertainty is available on request.*

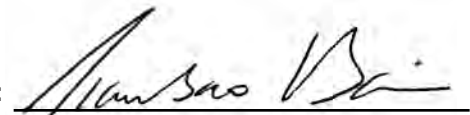
This report relates only to the samples tested or analyzed and may not be reproduced, except in full, without written approval by Eurofins CEI. Eurofins CEI makes no warranty representation regarding the accuracy of client submitted information in preparing and presenting analytical results. Interpretation of the analytical results is the sole responsibility of the client. Samples were received in acceptable condition unless otherwise noted. This report may not be used by the client to claim product endorsement by NVLAP or any other agency of the U.S. Government.

Information provided by customer includes customer sample ID and sample description.

ANALYST:

  
Shilpa Ladekar

APPROVED BY:

  
Tianbao Bai, Ph.D., CIH  
Laboratory Director



730 SE Maynard Road, Cary, NC 27511  
 Tel: 866-481-1412; Fax: 919-481-1442

# ASBESTOS CHAIN OF CUSTODY

<b>LAB USE ONLY:</b>
CEI Lab Code:
CEI Lab I.D. Range:

COMPANY INFORMATION	PROJECT INFORMATION
CEI CLIENT #: 28520	Job Contact: PAULA BOWERS
Company: American Veteran Environmental, LLC	Email / Tel: 303-265-1710
Address: 13373 N. Harback Rd. Bennett, CO 80102	Project Name: 19126 CO State Hwy 119
Email: srolf@avenv.com; pbowers@avenv.com	Project ID#: Rollinsville, CO
Tel: 303-265-1710 Fax:	PO #: (Observatory Shed)
	STATE SAMPLES COLLECTED IN: COLO

IF TAT IS NOT MARKED STANDARD 3 DAY TAT APPLIES.

ASBESTOS	METHOD	TURN AROUND TIME					
		4 HR	8 HR	24 HR	2 DAY	3 DAY	5 DAY
PLM BULK	EPA 600	<input type="checkbox"/>	<input type="checkbox"/>	<input checked="" type="checkbox"/>	<input type="checkbox"/>	<input checked="" type="checkbox"/>	<input type="checkbox"/>
PLM POINT COUNT (400)	EPA 600	<input type="checkbox"/>	<input type="checkbox"/>	<input checked="" type="checkbox"/>	<input type="checkbox"/>	<input type="checkbox"/>	<input type="checkbox"/>
PLM POINT COUNT (1000)	EPA 600	<input type="checkbox"/>	<input type="checkbox"/>	<input type="checkbox"/>	<input type="checkbox"/>	<input type="checkbox"/>	<input type="checkbox"/>
PLM GRAV w POINT COUNT	EPA 600						
PLM BULK	CARB 435						
PCM AIR	NIOSH 7400	<input type="checkbox"/>	<input type="checkbox"/>	<input type="checkbox"/>	<input type="checkbox"/>	<input type="checkbox"/>	<input type="checkbox"/>
TEM AIR	EPA AHERA	<input type="checkbox"/>	<input type="checkbox"/>	<input type="checkbox"/>	<input type="checkbox"/>	<input type="checkbox"/>	<input type="checkbox"/>
TEM AIR	NIOSH 7402	<input type="checkbox"/>	<input type="checkbox"/>	<input type="checkbox"/>	<input type="checkbox"/>	<input type="checkbox"/>	<input type="checkbox"/>
TEM AIR	ISO 10312	<input type="checkbox"/>	<input type="checkbox"/>	<input type="checkbox"/>	<input type="checkbox"/>	<input type="checkbox"/>	<input type="checkbox"/>
TEM AIR	ASTM 6281-09	<input type="checkbox"/>	<input type="checkbox"/>	<input type="checkbox"/>	<input type="checkbox"/>	<input type="checkbox"/>	<input type="checkbox"/>
TEM BULK	CHATFIELD						
TEM DUST WIPE	ASTM D6480-05	<input type="checkbox"/>	<input type="checkbox"/>	<input type="checkbox"/>	<input type="checkbox"/>	<input type="checkbox"/>	<input type="checkbox"/>
TEM DUST MICROVAC	ASTM D5755-09	<input type="checkbox"/>	<input type="checkbox"/>	<input type="checkbox"/>	<input type="checkbox"/>	<input type="checkbox"/>	<input type="checkbox"/>
TEM SOIL	ASTM D7521-13						
TEM VERMICULITE	CINCINNATI METHOD						
OTHER:		<input type="checkbox"/>	<input type="checkbox"/>	<input type="checkbox"/>	<input type="checkbox"/>	<input type="checkbox"/>	<input type="checkbox"/>

REMARKS / SPECIAL INSTRUCTIONS: Bldg 3 of 3		<input type="checkbox"/> Accept Samples <input type="checkbox"/> Reject Samples	
Relinquished By:	Date/Time	Received By:	Date/Time
<i>[Signature]</i>	9/24/19		

Samples will be disposed of 30 days after analysis

Page \_\_\_\_ of \_\_\_\_

# ASBESTOS SAMPLING FORM



COMPANY CONTACT INFORMATION	
Company: AVENV	Job Contact: PAULA BOWERS
A 19126 CO State Hwy 119 (Observatory Shed)	
Project ID #: Rollinsville, CO	Tel: 303-265-1710

SAMPLE ID	DESCRIPTION / LOCATION	VOLUME / AREA	TEST			
CDW06-1			PLM	<input type="checkbox"/>	TEM	<input type="checkbox"/>
-2			PLM	<input checked="" type="checkbox"/>	TEM	<input type="checkbox"/>
CK06-1			PLM	<input type="checkbox"/>	TEM	<input type="checkbox"/>
-2			PLM	<input type="checkbox"/>	TEM	<input type="checkbox"/>
CK07-1			PLM	<input type="checkbox"/>	TEM	<input type="checkbox"/>
-2			PLM	<input type="checkbox"/>	TEM	<input type="checkbox"/>
WB01-1			PLM	<input type="checkbox"/>	TEM	<input type="checkbox"/>
-2			PLM	<input checked="" type="checkbox"/>	TEM	<input type="checkbox"/>
			PLM	<input type="checkbox"/>	TEM	<input type="checkbox"/>
			PLM	<input type="checkbox"/>	TEM	<input type="checkbox"/>
			PLM	<input type="checkbox"/>	TEM	<input type="checkbox"/>
			PLM	<input type="checkbox"/>	TEM	<input type="checkbox"/>
			PLM	<input type="checkbox"/>	TEM	<input type="checkbox"/>
			PLM	<input type="checkbox"/>	TEM	<input type="checkbox"/>
			PLM	<input type="checkbox"/>	TEM	<input type="checkbox"/>
			PLM	<input type="checkbox"/>	TEM	<input type="checkbox"/>
			PLM	<input type="checkbox"/>	TEM	<input type="checkbox"/>
			PLM	<input type="checkbox"/>	TEM	<input type="checkbox"/>
			PLM	<input type="checkbox"/>	TEM	<input type="checkbox"/>
			PLM	<input type="checkbox"/>	TEM	<input type="checkbox"/>
			PLM	<input type="checkbox"/>	TEM	<input type="checkbox"/>
			PLM	<input type="checkbox"/>	TEM	<input type="checkbox"/>
			PLM	<input type="checkbox"/>	TEM	<input type="checkbox"/>
			PLM	<input type="checkbox"/>	TEM	<input type="checkbox"/>
			PLM	<input type="checkbox"/>	TEM	<input type="checkbox"/>
			PLM	<input type="checkbox"/>	TEM	<input type="checkbox"/>
			PLM	<input type="checkbox"/>	TEM	<input type="checkbox"/>
			PLM	<input type="checkbox"/>	TEM	<input type="checkbox"/>
			PLM	<input type="checkbox"/>	TEM	<input type="checkbox"/>
			PLM	<input type="checkbox"/>	TEM	<input type="checkbox"/>



**Appendix D**  
**Photos**  
**Asbestos Containing Materials**  
**(Observatory Shed)**



**CB01- cement board behind wall mounted heaters**



**CDW06- composite drywall w/joint compound- walls**



**RSG02-asphalt roofing shingles on wood storage shed**



## **SECTION 4**

# **Lead-Based Paint & Risk Assessment**

**LEAD-BASED PAINT RISK  
ASSESSMENT REPORT**

For

**American Veteran Environmental, LLC**

**Owner:**

**National Oceanic and Atmosphere Administration**

**Cottage located at:**

**19126 Highway 119**

**Rollinsville, CO 80494**

**Prepared By:**

**Burnside Enterprises, LLC**

**4030 Zurich Drive**

**Colorado Springs, CO 80920**

**(719) 596-4656**

**Colorado firm license LEF 11738**

**Lead-Based Paint Evaluation Date:**

September 23, 2019

**Report Date:**

September 28, 2019

**Inspector/Risk Assessor:** John Burnside (CO Risk Assessor: 11876)





## Risk Assessment Background Information

Burnside Enterprises, LLC, have completed a lead-based paint risk assessment at the Cottage located at 19126 Highway 119, Rollinsville, CO 80494 which was performed on September 23, 2019. The dwelling interior consists of drywall with the exterior consisting of brick with wood trim. The structure is approximately 700 square feet and was built in approximately 1950.

This risk assessment was conducted following the U.S. Department of Housing and Urban Development (HUD) *Guidelines for the Evaluation and Control of Lead-Based Paint Hazards in Housing*, including 2012 revisions. The standard for lead-based paint, as per HUD/EPA and the State of Colorado standard for XRF measurement of  $\geq 1.0 \text{ mg/cm}^2$  as being classified as positive for lead-based paint was followed. The standards for lead dust and soil hazard levels are as follows:

### **Dust**

Floors	$\geq 40 \text{ } \mu\text{g/ft}^2$
Window Sills	$\geq 250 \text{ } \mu\text{g/ft}^2$
Window Troughs	$\geq 400 \text{ } \mu\text{g/ft}^2$
Exterior Concrete	$\geq 800 \text{ } \mu\text{g/ft}^2$

### **Soil**

Play Area	$\geq 400 \text{ ppm}$
Driplines, Yards	$\geq 1,200 \text{ ppm}$

## Risk Assessment Report Summary

A lead-based paint risk assessment was performed at Cottage located at 19126 Highway 119, Rollinsville, CO 80494, by Burnside Enterprises, LLC, (Colorado Firm Certification 11738), 4030 Zurich Drive, Colorado Springs, CO 80920. John Burnside, a Certified Risk Assessor (Colorado Certification No. 11876), conducted the risk assessment.

### Results

The risk assessment of this dwelling revealed no lead-based paint hazards (as defined in the *Guidelines For the Evaluation and Control of Lead-Based Paint Hazards in Housing*, June 1995, issued by the U. S. Department of Housing and Urban Development (HUD) pursuant to Title X of the Housing and Community Development Act of 1992) exist.

Paint sampling of all painted surfaces was performed using a NITON XLp-300A portable X-ray fluorescent analyzer (XRF) to inspect all deteriorated paint surfaces at the Cottage located at 19126 Highway 119, Rollinsville, CO 80494. Current EPA and HUD guidance for paint to be less than 1.0 mg/cm<sup>2</sup> for XRF testing and 0.5% lead by weight or less than 5,000 PPM (parts per million) for Atomic Absorption Spectroscopy (AAS). Using these criteria, none of the paint surfaces listed above exceeded this limit and had deterioration. All painted surfaces were inspected for lead-based paint utilizing an XRF analyzer. All surfaces should be monitored by the owner of the dwelling to monitor the paint condition to help prevent deterioration of possible lead-based paint surfaces.

## Recommendations

There are several different measures that can be implemented to help reduce the possibility of lead-based paint hazards at the dwelling. These can be divided into two (2) primary categories: Interim Controls and Abatement.

The HUD definition of abatement can be described as a set of measures which makes the lead-based paint surface inaccessible to dwelling occupants for a minimum of twenty (20) years. Please note that this does not mean that the lead-based paint has to be completely removed; it can be controlled by enclosure or encapsulation systems which provide a dust tight enclosure or encapsulation with twenty (20) year minimum duration.

Interim Controls would be all tasks which have up to a twenty (20) year duration. Interim controls are considered more of a temporary fix but with periodic monitoring and reevaluation of the lead-based paint surface, interim controls can help to reduce the possibility of lead-based paint hazards quite effectively. Interim controls can include such items as painting, cleaning, owner/occupant education of lead-based paint hazards, installation of sod or other ground cover, etc.

Based upon the fact that no lead hazards found at the dwelling, **no recommended interim control options are required to be implemented at the dwelling.**

A copy of this summary must be provided to new lessees (tenants) and purchasers of this property under Federal law (24 CFR part 35 and 40 CFR part 745) before they become obligated under a lease or sales contract. The complete report must also be provided to new purchasers and it must be made available to new tenants. Landlords (lessors) and sellers are also required to distribute an educational pamphlet approved by the U. S. Environmental Protection Agency and include standard warning language in their leases or sales contracts to ensure that parents have the information they need to protect their children from lead-based paint hazards.

This report is submitted by Burnside Enterprises, LLC and includes a visual survey and X-Ray Fluorescence (XRF) analysis of the readily accessible painted and stained components in the surveyed area. The intent of this report is to identify if lead-based paint is present in the surveyed area, and if so, what components are affected. The presence or absence of lead-based paint or lead-based paint hazards applies only to the tested or assessed surfaces on the date of the field visit and it should be understood that conditions noted within this report were accurate at the time of the inspection and in no way reflect the conditions at the property after the date of the inspection.

Burnside Enterprises, LLC, makes no warranty, guarantee, or representation, expressed or implied, with respect to the effectiveness of any construction methods or activities regarding the containment and/or removal of lead-based paint. Our liability (Burnside Enterprises, LLC) is limited to the component surfaces that we are authorized to test using equipment, methods and procedures as set forth in the current acceptable industry guidelines, Housing and Urban Development (HUD) Guidelines Chapter 7 (revised 2012) and Colorado regulation No. 19. Burnside Enterprises, LLC assumes no responsibility for any injury to individuals or property, or for any financial loss, sustained as a result of the incorrect use or application of this report.

This report must be considered solely as a resource document representing a consensus of opinion. It is intended that this document serve as a guideline for owners or others in development of plans and activities that may be required in dealing with lead-based paint surfaces that may exist on the property. It is not the purpose or burden of this document to provide all embracing answers to every problem of lead paint. Users bear all risks associated with reliance on these results and shall have the sole responsibility to evaluate the information contained herein and to form their own independent judgments on the use of this information as may be appropriate to specific circumstances or actions.

The report also does not include evaluation of water, materials not visible (behind wall, ceiling, or floor surfaces), or adjacent property for the presence of lead hazards. Any other environmental hazards that may be found at this property are outside the scope of this report.

The paint inspection report is for the exclusive private use of NOAA and American Veteran Environmental, LLC and the professional services of Burnside Enterprises, LLC. and undertaken for and performed in the interest of NOAA and American Veteran Environmental, LLC. No contractual obligation is assumed for the benefit of any other person or company involved with this dwelling. This report is confidential and is not to be copied or disseminated to any other party without the expressed written consent of Burnside Enterprises, LLC. Use of or reliance upon the report by other parties or for other transactions is strictly prohibited.

A copy of this summary must be provided to new lessees (tenants) and purchasers of this property under Federal law (24 CFR part 35 and 40 CFR part 745) before they become obligated under a lease or sales contract. The complete report must also be provided to new purchasers and it must be made available to new tenants. Landlords (lessors) and sellers are also required to distribute an educational pamphlet approved by the U. S. Environmental Protection Agency and include standard warning language in their leases or sales contracts to ensure that parents have the information they need to protect their children from lead-based paint hazards.

The information that follows in this report are the testing results and inspector certification that comprise the basis of this report.

## Information Page

### Colorado Certified Firm

Name: Burnside Enterprises, LLC  
Address: 4030 Zurich Drive, Colorado Springs, CO 80920  
Phone: (719) 596-4656  
Firm Certificate # 11738

### Colorado Certified Lead Inspector/Risk Assessor

Name: John Burnside  
Address: 4030 Zurich Drive, Colorado Springs, CO 80920  
Phone: (719) 596-4656  
Certificate # 11876

### XRF Data

XRF Manufacturer NITON Corporation  
XRF Model number XLp-300A  
XRF Serial number 94979  
Locations Tested See any included XRF data results  
QA/QC Procedures HUD and the manufacturer's recommended calibration checks were performed

### NLLAP Lab – For Laboratory Samples

Name: EMSL Analytical, Inc.  
Address: 2001 East 52nd St, Indianapolis, IN 46205  
Phone: 317-803-2997  
Accreditation # 157245  
Dust & Soil Method: EPA SW846,7420 – implementing a microwave-assisted digestion process

## Resident Questionnaire

### Children/Children's Habits

1. (a) Do you have any children that live in your home? Yes \_\_\_ No X
- (b) If yes, how many?                      Ages?
- (c) Record blood levels, if known
- (d) IF NO CHILDREN, SKIP TO Question 5

1. Locate the rooms/areas where each child sleeps, eats, and plays:

Name of Child	Location of Bedroom	Location of All Rooms Where Child Sleeps	Primary Location Where Child Plays <u>Indoors</u>	Primary Location Where Child Plays <u>Outdoors</u>

3.     Where are toys stored/kept?
4.     Is there any visible evidence of chewed or peeling paint on the woodwork, furniture, or toys? Yes/No

### Family Use Patterns

5.     Which entrances are used most frequently? Side A
6.     Which windows are opened most frequently? All
7.     Do you use window air conditioners? If yes, where? No  
*(Condensation often causes paint deterioration)*
8. (a) Do any household members engage in gardening? No
- (b) Record the location of any vegetable garden.
- (c) Are you planning any landscaping activities that will remove grass or ground covering? No
9. (a) How often is the household cleaned? Infrequently
- (b) What cleaning methods do you use?
10. (a) Did you recently complete any building renovations? No
- (b) If yes, where?
- (c) Was building debris stored in the yard? No If yes, where?
11.    Are you planning any building renovations? Where? No
12. (a) Do any household members work in a lead-related industry? No
- (b) If yes, where are dirty clothes placed and cleaned?

## Building Condition Form

Condition	Yes	No
Roof missing parts of surfaces (tiles, boards, shakes, etc.)		X
Roof has holes or large cracks		X
Gutters or downspouts broken		X
Chimney masonry cracked, bricks loose or missing, obviously out of plumb		X
Exterior or interior walls have obvious large cracks or holes, requiring more than routine pointing (if masonry) or painting		X
Exterior siding has missing boards or shingles		X
Water stains on interior walls or ceilings		X
Plaster walls or ceilings deteriorated		X
Two or more windows or doors broken, missing, or boarded up		X
Porch or steps have major elements broken, missing, or boarded up		X
Foundation has major cracks, missing material, structure leans, or visibly unsound		X
* Total Number	0	11

\* If the “Yes” column has two or more checks, the dwelling is usually considered to be in poor condition for the purposes of a risk assessment. However, specific conditions and extenuating circumstances should be considered before determining the final condition of the dwelling and the appropriateness of a lead hazard screen.

Notes:



**Paint Conditions on Selected Surfaces**  
(Single-Family, Owner-Occupied)

Building Component	Location Notes	Paint condition (intact, fair, poor, or not present) to be completed by Risk Assessor	Deterioration due to friction or impact?	Deterioration due to moisture?	Location of painted component with visible bite marks
Building siding		Intact			
Exterior trim-soffits		Intact			
Exterior windows (trim)		Intact			
Exterior doors - threshold		Intact			
Interior doors - jamb		Intact			
Ceilings		Intact			
Walls		Intact			
Interior windows		Intact			
Interior floors		Intact			
Interior trim		Intact			
Bathroom cabinets		Intact			

If the overall condition of a component is similar throughout a dwelling, that condition should be recorded. If a component in a couple of locations is in poor condition, but the overall condition is good or fair, the specific sites of the badly deteriorated paint should be noted. The specific locations of any component with bite marks should be recorded.

**Field Sampling Form for Dust**  
(Single-Surface Sampling)

Name of Risk Assessor John Burnside Lab. ID# 157245  
 Name of property owner : American Veteran Environmental, LLC  
 Property address : Cottage located at 19126 Highway 119, Rollinsville, CO 80494  
 Dwelling selection protocol  All dwellings  Targeted  Worst case  Random

Target dwelling criteria (check all that apply)

- Code violations
- Judged to be in poor condition
- Presence of two or more children between ages of 6 months and 6 years
- Serves as day-care facility
- Recently prepared for re-occupancy

Sample number	Room (record name of room used by the owner or resident)	Surface type	Is surface smooth and cleanable?	Dimensions* of sample area (inches x inches)	Area (ft <sup>2</sup> )	Result of lab analysis (µg/ft <sup>2</sup> )
W01	Rm 01 Living	Floor	Yes	12" x 12"	1.0	13
W02	Rm 01 Living	Sill	Yes	3-1/8" x 52"	1.13	13
W03	Rm 02 Bedroom	Floor	Yes	12" x 12"	1.0	12
W04	Rm 02 Bedroom	Sill	Yes	3-1/8" x 30-3/8"	0.66	<15
W05	Rm 03 Bedroom	Floor	Yes	12" x 12"	1.0	11
W06	Rm 03 Bedroom	Sill	Yes	3-1/8" x 30-1/2"	0.66	<15
W07	Blank	Floor	Yes	12" x 12"	1.0	<10

- Measure to the nearest 1/8 inch.

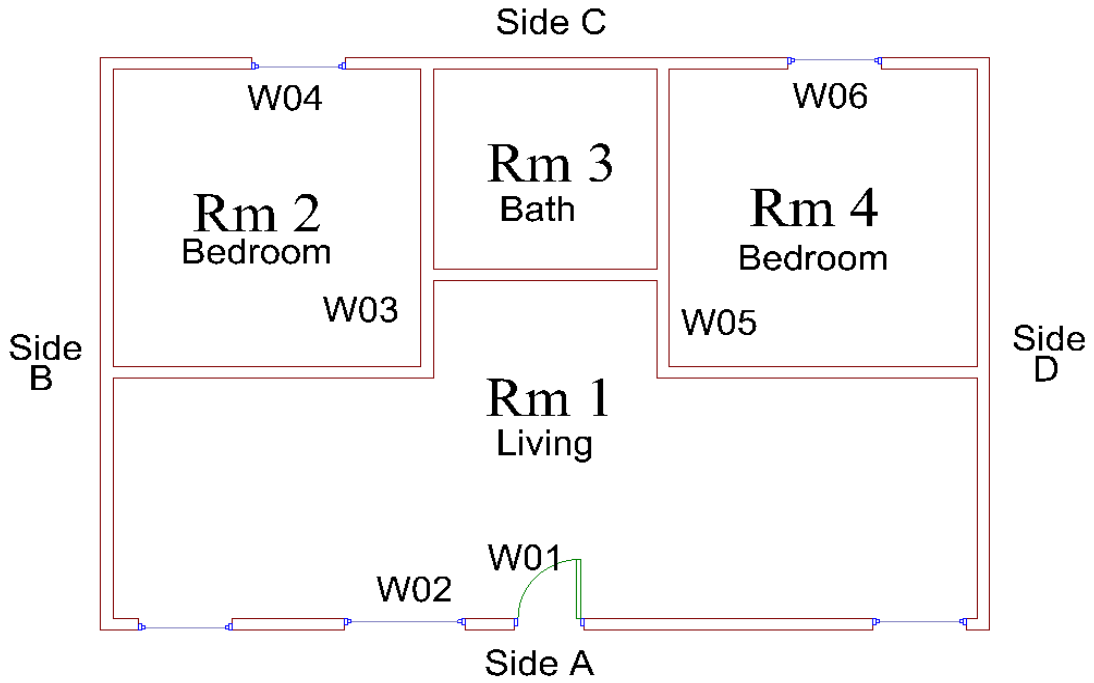
HUD standards: 40 µg/ft<sup>2</sup> (floor), 250 µg/ft<sup>2</sup> (int. window sill), 400 µg/ft<sup>2</sup> (window trough), exterior concrete 800 µg/ft<sup>2</sup>

Total number of samples on this page 7

Page 1 of 1

Date of sample collection: September 23, 2019 Date shipped to lab: September 24, 2019

Property Drawing



Cottage located at  
19126 Hwy 119, Rollinsville

Not To Scale

# XRF Readings

Note: Under the heading “Side” listed in the following data table, the listing “A” would refer to the address side wall of the dwelling with the B, C, and D designations referring to the remaining walls in a clockwise rotation.

No	Site	Room	Side	Structure	Feature	Substrate	Color	Condition	Results	PbC	Units
1		Calibrate							Positive	1	mg/cm <sup>2</sup>
2		Calibrate							Positive	1	mg/cm <sup>2</sup>
3		Calibrate							Positive	1	mg/cm <sup>2</sup>
4	Cottage	Exterior	A	Porch	Ceiling	Wood	Grey	Intact	Negative	0.02	mg/cm <sup>2</sup>
5	Cottage	Exterior	A	Wall	Fascia	Wood	Grey	Intact	Negative	0	mg/cm <sup>2</sup>
6	Cottage	Exterior	A	Wall	Soffit	Wood	Grey	Intact	Positive	4.4	mg/cm <sup>2</sup>
7	Cottage	Exterior	A	Window	Lintel	Metal	Grey	Intact	Negative	0.3	mg/cm <sup>2</sup>
8	Cottage	Exterior	A	Stair	Handrail	Metal	Grey	Intact	Negative	0	mg/cm <sup>2</sup>
9	Cottage	Exterior	A	Door	Casing	Wood	Stained	Intact	Negative	0	mg/cm <sup>2</sup>
10	Cottage	Exterior	A	Door	Jamb	Wood	Stained	Intact	Negative	0	mg/cm <sup>2</sup>
11	Cottage	Exterior	A	Door		Wood	Stained	Intact	Negative	0	mg/cm <sup>2</sup>
12	Cottage	Exterior	B	Wall	Fascia	Wood	Grey	Intact	Negative	0	mg/cm <sup>2</sup>
13	Cottage	Exterior	B	Wall	Soffit	Wood	Grey	Intact	Positive	3.2	mg/cm <sup>2</sup>
14	Cottage	Exterior	C	Wall	Fascia	Wood	Grey	Intact	Negative	0	mg/cm <sup>2</sup>
15	Cottage	Exterior	C	Wall	Soffit	Wood	Grey	Intact	Positive	3.4	mg/cm <sup>2</sup>
16	Cottage	Exterior	C	Window	Lintel	Metal	Grey	Intact	Negative	0.22	mg/cm <sup>2</sup>
17	Cottage	Exterior	D	Wall	Fascia	Wood	Grey	Intact	Negative	0	mg/cm <sup>2</sup>
18	Cottage	Exterior	D	Wall	Soffit	Wood	Grey	Intact	Positive	4.5	mg/cm <sup>2</sup>
19	Cottage	Rm. 01	A	Ceiling		Drywall	White	Intact	Negative	0	mg/cm <sup>2</sup>
20	Cottage	Rm. 01	A	Wall		Drywall	White	Intact	Negative	0	mg/cm <sup>2</sup>
21	Cottage	Rm. 01	B	Wall		Drywall	White	Intact	Negative	0	mg/cm <sup>2</sup>
22	Cottage	Rm. 01	C	Wall		Drywall	White	Intact	Negative	0	mg/cm <sup>2</sup>
23	Cottage	Rm. 01	D	Wall		Drywall	White	Intact	Negative	0	mg/cm <sup>2</sup>
24	Cottage	Rm. 01	D	Wall	Baseboard	Wood	Stained	Intact	Negative	0	mg/cm <sup>2</sup>
25	Cottage	Rm. 01	A	Window	Casing	Wood	Stained	Intact	Negative	0	mg/cm <sup>2</sup>
26	Cottage	Rm. 01	A	Door	Casing	Wood	Stained	Intact	Negative	0	mg/cm <sup>2</sup>
27	Cottage	Rm. 01	A	Door		Wood	Stained	Intact	Negative	0	mg/cm <sup>2</sup>
28	Cottage	Rm. 01	C	Wall	Access Panel	Wood	Stained	Intact	Negative	0	mg/cm <sup>2</sup>
29	Cottage	Rm. 02	A	Ceiling	Access Panel	Wood	Stained	Intact	Negative	0.01	mg/cm <sup>2</sup>
30	Cottage	Rm. 02	A	Ceiling		Drywall	White	Intact	Negative	0	mg/cm <sup>2</sup>
31	Cottage	Rm. 02	A	Wall		Drywall	White	Intact	Negative	0.7	mg/cm <sup>2</sup>
32	Cottage	Rm. 02	B	Wall		Drywall	White	Intact	Negative	0.6	mg/cm <sup>2</sup>
33	Cottage	Rm. 02	C	Wall		Drywall	White	Intact	Negative	0.7	mg/cm <sup>2</sup>
34	Cottage	Rm. 02	D	Wall		Drywall	White	Intact	Negative	0.7	mg/cm <sup>2</sup>
35	Cottage	Rm. 02	D	Wall	Baseboard	Wood	Stained	Intact	Negative	0	mg/cm <sup>2</sup>
36	Cottage	Rm. 02	D	Door	Jamb	Wood	Stained	Intact	Negative	0	mg/cm <sup>2</sup>
37	Cottage	Rm. 02	D	Door		Wood	Stained	Intact	Negative	0.01	mg/cm <sup>2</sup>

No	Site	Room	Side	Structure	Feature	Substrate	Color	Condition	Results	PbC	Units
38	Cottage	Rm. 02	C	Window	Casing	Wood	Stained	Intact	Negative	0	mg/cm <sup>2</sup>
39	Cottage	Rm. 02	D	Closet	Jamb	Wood	Stained	Intact	Negative	0	mg/cm <sup>2</sup>
40	Cottage	Rm. 02	D	Closet	Access Panel	Wood	Stained	Intact	Negative	0.01	mg/cm <sup>2</sup>
41	Cottage	Rm. 02	D	Closet	Wall	Drywall	White	Intact	Negative	0.4	mg/cm <sup>2</sup>
42	Cottage	Rm. 03	A	Ceiling		Drywall	White	Intact	Negative	0	mg/cm <sup>2</sup>
43	Cottage	Rm. 03	A	Wall		Drywall	White	Intact	Negative	0	mg/cm <sup>2</sup>
44	Cottage	Rm. 03	B	Wall		Drywall	White	Intact	Negative	0	mg/cm <sup>2</sup>
45	Cottage	Rm. 03	C	Wall		Drywall	White	Intact	Negative	0	mg/cm <sup>2</sup>
46	Cottage	Rm. 03	D	Wall		Drywall	White	Intact	Negative	0	mg/cm <sup>2</sup>
47	Cottage	Rm. 03	D	Wall	Baseboard	Wood	Stained	Intact	Negative	0	mg/cm <sup>2</sup>
48	Cottage	Rm. 03	A	Door	Jamb	Wood	Stained	Intact	Negative	0	mg/cm <sup>2</sup>
49	Cottage	Rm. 03	A	Door		Wood	Stained	Intact	Negative	0.02	mg/cm <sup>2</sup>
50	Cottage	Rm. 03	B	Cabinet	Door	Wood	Stained	Intact	Negative	0	mg/cm <sup>2</sup>
51	Cottage	Rm. 03	B	Cabinet	Frame	Wood	Stained	Intact	Negative	0	mg/cm <sup>2</sup>
52	Cottage	Rm. 04	A	Ceiling		Drywall	White	Intact	Negative	0	mg/cm <sup>2</sup>
53	Cottage	Rm. 04	A	Wall		Drywall	White	Intact	Negative	0.3	mg/cm <sup>2</sup>
54	Cottage	Rm. 04	B	Wall		Drywall	White	Intact	Negative	0.6	mg/cm <sup>2</sup>
55	Cottage	Rm. 04	C	Wall		Drywall	White	Intact	Negative	0.6	mg/cm <sup>2</sup>
56	Cottage	Rm. 04	D	Wall		Drywall	White	Intact	Negative	0.6	mg/cm <sup>2</sup>
57	Cottage	Rm. 04	D	Wall	Baseboard	Wood	Stained	Intact	Negative	0	mg/cm <sup>2</sup>
58	Cottage	Rm. 04	C	Window	Casing	Wood	Stained	Intact	Negative	0	mg/cm <sup>2</sup>
59	Cottage	Rm. 04	B	Door	Jamb	Wood	Stained	Intact	Negative	0.04	mg/cm <sup>2</sup>
60	Cottage	Rm. 04	B	Door		Wood	Stained	Intact	Negative	0.01	mg/cm <sup>2</sup>
61	Cottage	Rm. 04	B	Closet	Jamb	Wood	Stained	Intact	Negative	0.02	mg/cm <sup>2</sup>
62	Cottage	Rm. 04	B	Closet	Wall	Drywall	White	Intact	Negative	0.22	mg/cm <sup>2</sup>
63		Calibrate							Positive	1	mg/cm <sup>2</sup>
64		Calibrate							Positive	1	mg/cm <sup>2</sup>
65		Calibrate							Positive	1	mg/cm <sup>2</sup>

# **Lead-Based Paint Inspection Report**

**For**

**American Veteran Environmental, LLC**

**For the Building Located at:  
Fritz Peak Observatory  
19126 Highway 119  
Rollinsville, CO 80494**

**Performed By**

**John C. Burnside**  
Certified Lead-Based Paint Inspector/Risk Assessor  
Colorado Certification 11876

**Burnside Enterprises, LLC**  
4030 Zurich Drive  
Colorado Springs, CO 80920  
(719)-596-4656

**Colorado Firm License LEF #11738**

September 23, 2019

## Inspection Background Information

Burnside Enterprises, LLC has completed a lead-based paint inspection at Fritz Peak Observatory, 19126 Highway 119, Rollinsville, CO 80494, which was performed on September 23, 2019. The building is a three-story structure constructed of brick and interior consists of drywall. The structure was constructed in approximately 1940. A metal observatory platform shack (OPS) is also located on the property.

John Burnside, a Colorado certified inspector/risk assessor (Certification No. 11876) performed the inspection.

This inspection was conducted following the U.S. Department of Housing and Urban Development (HUD) *Guidelines for the Evaluation and Control of Lead-Based Paint Hazards in Housing*, 2012 revisions. The standard for lead-based paint, as per HUD/EPA and the State of Colorado standard for XRF measurement of  $\geq 1.0$  mg/cm<sup>2</sup> as being classified as positive for lead-based paint was followed. All requirements for the NITON XRF contained in the Performance Characteristics Sheet for the NITON XLp-300 were followed.

The painted surfaces in the rooms are identified as components, which can generally be defined as architectural features of the building. Components consist of walls, ceilings, floors, doors, door jambs, window sashes, windowsills, stair treads, etc. These are the visible parts of the building. Painted and/or stained components are tested. Each component may be represented many times in a single room. For example, there are generally baseboards on all walls in a room. It is not necessary to test each of these baseboards in the room as long as they appear to have the same paint history. Components covered with vinyl and/or metal siding are not inspected (as these surfaces below these components are not visible or accessible for this inspection. This does leave the possibility that lead-based painted components could be located beneath these coverings). All components within a room are tested a minimum of once with the exception of walls for which all four wall sides within a room will be tested. The A side would refer to the address side wall of the building with the B, C, and D designations referring to the remaining walls and/or components in a clockwise rotation.

Testing was performed using a NITON XLp-300 X-Ray Fluorescence Spectrometer (XRF), serial number 94979.

## Executive Summary

A surface by surface investigation for lead-based paint was performed at Fritz Peak Observatory, 19126 Highway 119, Rollinsville, CO 80494, on September 23, 2019 by John Burnside of Burnside Enterprises, LLC (Colorado Certification 11738), 4030 Zurich Drive, Colorado Springs, CO 80920. Testing was performed using a NITON XLP-300 X-Ray Fluorescence Spectrometer (XRF), serial number 94979. The inspection indicated that based upon the current HUD guideline levels, **the following areas were found to contain lead-based paint above or equal to 1.0 mg/cm<sup>2</sup>:**

No	Site	Room	Side	Structure	Feature	Substrate	Color	Condition	Results	PbC	Units
393	Lab Bldg	Exterior	C	Porch	Ceiling	Wood	Grey	Poor	Positive	1.3	mg/cm <sup>2</sup>
409	OPS	Exterior	A	Wall		Metal	Green	Fair	Positive	1.3	mg/cm <sup>2</sup>
410	OPS	Exterior	A	Door		Metal	Green	Fair	Positive	1.4	mg/cm <sup>2</sup>
411	OPS	Exterior	A	Window	Sash	Metal	Green	Fair	Positive	1.4	mg/cm <sup>2</sup>
412	OPS	Exterior	B	Wall		Metal	Green	Fair	Positive	1.2	mg/cm <sup>2</sup>
414	OPS	Exterior	C	Window	Sash	Metal	Green	Fair	Positive	1.5	mg/cm <sup>2</sup>
416	OPS	Exterior	D	Wall		Metal	Green	Fair	Positive	1.7	mg/cm <sup>2</sup>
457	OPS	Outhouse Ext	A	Wall	Soffit	Wood	Green	Poor	Positive	1.3	mg/cm <sup>2</sup>
463	OPS	Outhouse Ext	D	Wall		Wood	Green	Poor	Positive	1.2	mg/cm <sup>2</sup>
464	OPS	Outhouse Ext	D	Wall	Soffit	Wood	Green	Poor	Positive	1.4	mg/cm <sup>2</sup>
430	OPS	Rm. 01	D	Floor		Wood	Grey	Intact	Positive	1.5	mg/cm <sup>2</sup>
434	OPS	Rm. 02	A	Floor		Wood	Grey	Intact	Positive	1.1	mg/cm <sup>2</sup>
448	OPS	Shed Ext	C	Door		Wood	Green	Poor	Positive	1.3	mg/cm <sup>2</sup>

A copy of this summary must be provided to new lessees (tenants) and purchasers of this property under Federal law (24 CFR part 35 and 40 CFR part 745) before they become obligated under a lease or sales contract. The complete report must also be provided to new purchasers and it must be made available to new tenants. Landlords (lessors) and sellers are also required to distribute an educational pamphlet approved by the U. S. Environmental Protection Agency and include standard warning language in their leases or sales contracts to ensure that parents have the information they need to protect their children from lead-based paint hazards.



This report is submitted by Burnside Enterprises, LLC and includes a visual survey and X-Ray Fluorescence (XRF) analysis of the readily accessible painted and stained components in the surveyed area. The intent of this report is to identify if lead-based paint is present in the surveyed area, and if so, what components are affected. The presence or absence of lead-based paint or lead-based paint hazards applies only to the tested or assessed surfaces on the date of the field visit and it should be understood that conditions noted within this report were accurate at the time of the inspection and in no way reflect the conditions at the property after the date of the inspection.

Burnside Enterprises, LLC, makes no warranty, guarantee, or representation, expressed or implied, with respect to the effectiveness of any construction methods or activities regarding the containment and/or removal of lead-based paint. Our liability (Burnside Enterprises, LLC) is limited to the component surfaces that we are authorized to test using equipment, methods and procedures as set forth in the current acceptable industry guidelines, Housing and Urban Development (HUD) Guidelines Chapter 7 (revised 2012) and Colorado regulation No. 19. Burnside Enterprises, LLC assumes no responsibility for any injury to individuals or property, or for any financial loss, sustained as a result of the incorrect use or application of this report.

This report must be considered solely as a resource document representing a consensus of opinion. It is intended that this document serve as a guideline for owners or others in development of plans and activities that may be required in dealing with lead-based paint surfaces that may exist on the property. It is not the purpose or burden of this document to provide all embracing answers to every problem of lead paint. Users bear all risks associated with reliance on these results and shall have the sole responsibility to evaluate the information contained herein and to form their own independent judgments on the use of this information as may be appropriate to specific circumstances or actions.

The report also does not include evaluation of water, materials not visible (behind wall, ceiling, or floor surfaces), or adjacent property for the presence of lead hazards. Any other environmental hazards that may be found at this property are outside the scope of this report.

The paint inspection report is for the exclusive private use of American Veteran Environmental, LLC and the professional services of Burnside Enterprises, LLC and undertaken for and performed in the interest of American Veteran Environmental, LLC. No contractual obligation is assumed for the benefit of any other person or company involved with this building. Use of or reliance upon the report by other parties or for other transactions is strictly prohibited unless required by law (i.e. tenant disclosure, real estate transaction).

A copy of this summary must be provided to new lessees (tenants) and purchasers of this property under Federal law (24 CFR part 35 and 40 CFR part 745) before they become obligated under a lease or sales contract. The complete report must also be provided to new purchasers and it must be made available to new tenants. Landlords (lessors) and sellers are also required to distribute an educational pamphlet approved by the U. S. Environmental Protection Agency and include standard warning language in their

leases or sales contracts to ensure that parents have the information they need to protect their children from lead-based paint hazards.

The information that follows in this report are the testing results and inspector certification that comprise the basis of this report.

A handwritten signature in cursive script that reads "John Burnside".

Date: September 23, 2019

John Burnside

Burnside Enterprises, LLC - CO Inspector/Risk Assessor No. 11876

## Information Page

### Colorado Certified Firm

Name: Burnside Enterprises, LLC  
Address: 4030 Zurich Drive, Colorado Springs, CO 80920  
Phone: (719) 596-4656  
Firm Certificate # 11738

### Colorado Certified Lead Inspector/Risk Assessor

Name: John Burnside  
Address: 4030 Zurich Drive, Colorado Springs, CO 80920  
Phone: (719) 596-4656  
Certificate # 11876

### XRF Data

XRF Manufacturer NITON Corporation  
XRF Model number XLp-300A  
XRF Serial number 94979  
Locations Tested See any included XRF data results  
QA/QC Procedures HUD and the manufacturer's recommended calibration checks were performed

### NLLAP Lab – For Laboratory Samples

Name: EMSL Analytical, Inc.  
Address: 2001 East 52nd St, Indianapolis, IN 46205  
Phone: 317-803-2997  
Accreditation # 157245  
Dust & Soil Method: EPA SW846,7420 – implementing a microwave-assisted digestion process

# XRF READINGS

Note: Under the heading “Side” listed in the following data table, the listing “A” would refer to the address side wall of the building with the B, C, and D designations referring to the remaining walls in a clockwise rotation.

No	Site	Room	Side	Structure	Feature	Substrate	Color	Condition	Results	PbC	Units
1		Calibrate							Positive	1	mg/cm <sup>2</sup>
2		Calibrate							Positive	1	mg/cm <sup>2</sup>
3		Calibrate							Positive	1	mg/cm <sup>2</sup>
4	Lab Bldg	1000	A	Ceiling		Drywall	White	Intact	Negative	0.01	mg/cm <sup>2</sup>
5	Lab Bldg	1000	A	Wall		Wood	Stained	Intact	Negative	0.02	mg/cm <sup>2</sup>
6	Lab Bldg	1000	B	Wall		Wood	Stained	Intact	Negative	0	mg/cm <sup>2</sup>
7	Lab Bldg	1000	C	Wall		Wood	Stained	Intact	Negative	0	mg/cm <sup>2</sup>
8	Lab Bldg	1000	D	Wall		Wood	Stained	Intact	Negative	0.01	mg/cm <sup>2</sup>
9	Lab Bldg	1000	D	Wall	Baseboard	Wood	Stained	Intact	Negative	0.01	mg/cm <sup>2</sup>
10	Lab Bldg	1000	A	Window	Casing	Wood	Stained	Intact	Negative	0.01	mg/cm <sup>2</sup>
11	Lab Bldg	1000	A	Door	Casing	Wood	White	Intact	Negative	0	mg/cm <sup>2</sup>
12	Lab Bldg	1000	A	Door		Metal	Brown	Intact	Negative	0.02	mg/cm <sup>2</sup>
13	Lab Bldg	1000	C	Stair	Handrail	Metal	Black	Fair	Negative	0.06	mg/cm <sup>2</sup>
14	Lab Bldg	1000	A	Cabinet	Frame	Wood	White	Intact	Negative	0	mg/cm <sup>2</sup>
15	Lab Bldg	1001	A	Ceiling		Drywall	White	Intact	Negative	0.1	mg/cm <sup>2</sup>
16	Lab Bldg	1001	A	Wall		Drywall	White	Intact	Negative	0.06	mg/cm <sup>2</sup>
17	Lab Bldg	1001	B	Wall		Drywall	White	Intact	Negative	0.13	mg/cm <sup>2</sup>
18	Lab Bldg	1001	C	Wall		Drywall	White	Intact	Negative	0.09	mg/cm <sup>2</sup>
19	Lab Bldg	1001	D	Wall		Drywall	White	Intact	Negative	0.17	mg/cm <sup>2</sup>
20	Lab Bldg	1001	A	Wall	Corner Board	Wood	Grey	Intact	Negative	0.09	mg/cm <sup>2</sup>
21	Lab Bldg	1001	A	Door	Jamb	Wood	Stained	Intact	Negative	0.01	mg/cm <sup>2</sup>
22	Lab Bldg	1001	A	Door		Wood	Stained	Intact	Negative	0	mg/cm <sup>2</sup>
23	Lab Bldg	1001	C	Cased Doorway	Jamb	Wood	Grey	Intact	Negative	0.06	mg/cm <sup>2</sup>
24	Lab Bldg	1001	A	Floor		Concrete	Grey	Fair	Negative	0.01	mg/cm <sup>2</sup>
25	Lab Bldg	1003	A	Floor		Concrete	Grey	Fair	Negative	0	mg/cm <sup>2</sup>
26	Lab Bldg	1003	A	Ceiling		Drywall	White	Intact	Negative	0	mg/cm <sup>2</sup>
27	Lab Bldg	1003	A	Wall		Drywall	White	Intact	Negative	0	mg/cm <sup>2</sup>
28	Lab Bldg	1003	B	Wall		Drywall	White	Intact	Negative	0	mg/cm <sup>2</sup>
29	Lab Bldg	1003	C	Wall		Drywall	White	Intact	Negative	0	mg/cm <sup>2</sup>
30	Lab Bldg	1003	D	Wall		Drywall	White	Intact	Negative	0	mg/cm <sup>2</sup>
31	Lab Bldg	1003	D	Door	Casing	Wood	Grey	Intact	Negative	0.1	mg/cm <sup>2</sup>
32	Lab Bldg	1003	D	Door		Wood	Stained	Intact	Negative	0.01	mg/cm <sup>2</sup>
33	Lab Bldg	1007	A	Ceiling		Drywall	White	Intact	Negative	0	mg/cm <sup>2</sup>
34	Lab Bldg	1007	A	Wall		Drywall	White	Intact	Negative	0	mg/cm <sup>2</sup>
35	Lab Bldg	1007	B	Wall		Drywall	White	Intact	Negative	0	mg/cm <sup>2</sup>
36	Lab Bldg	1007	C	Wall		Drywall	White	Intact	Negative	0	mg/cm <sup>2</sup>

No	Site	Room	Side	Structure	Feature	Substrate	Color	Condition	Results	PbC	Units
37	Lab Bldg	1007	D	Wall		Drywall	White	Intact	Negative	0	mg/cm <sup>2</sup>
38	Lab Bldg	1007	A	Floor		Concrete	Grey	Fair	Negative	0	mg/cm <sup>2</sup>
39	Lab Bldg	1007	A	Door	Jamb	Wood	Grey	Intact	Negative	0.25	mg/cm <sup>2</sup>
40	Lab Bldg	1007	A	Door		Wood	Grey	Intact	Negative	0.01	mg/cm <sup>2</sup>
41	Lab Bldg	1101	A	Ceiling		Drywall	Off-White	Intact	Negative	0	mg/cm <sup>2</sup>
42	Lab Bldg	1101	A	Wall		Wood	Stained	Intact	Negative	0.04	mg/cm <sup>2</sup>
43	Lab Bldg	1101	B	Wall		Wood	Stained	Intact	Negative	0.01	mg/cm <sup>2</sup>
44	Lab Bldg	1101	C	Wall		Wood	Stained	Intact	Negative	0	mg/cm <sup>2</sup>
45	Lab Bldg	1101	D	Wall		Wood	White	Intact	Negative	0	mg/cm <sup>2</sup>
46	Lab Bldg	1101	B	Wall	Shelf	Wood	Yellow	Intact	Negative	0.02	mg/cm <sup>2</sup>
47	Lab Bldg	1101	B	Wall	Baseboard	Wood	Stained	Intact	Negative	0.04	mg/cm <sup>2</sup>
48	Lab Bldg	1101	A	Window	Casing	Wood	Stained	Intact	Negative	0	mg/cm <sup>2</sup>
49	Lab Bldg	1101	D	Door	Jamb	Wood	Stained	Intact	Negative	0	mg/cm <sup>2</sup>
50	Lab Bldg	1101	D	Door		Wood	Stained	Intact	Negative	0	mg/cm <sup>2</sup>
51	Lab Bldg	1101	D	Wall	Access Panel	Wood	Stained	Intact	Negative	0	mg/cm <sup>2</sup>
52	Lab Bldg	1101	D	Door		Wood	Yellow	Intact	Negative	0	mg/cm <sup>2</sup>
53	Lab Bldg	1101	A	Wall	Radiator	Metal	Brown	Intact	Negative	0	mg/cm <sup>2</sup>
54	Lab Bldg	1105	A	Ceiling		Drywall	White	Intact	Negative	0	mg/cm <sup>2</sup>
55	Lab Bldg	1105	A	Wall		Wood	White	Intact	Negative	0.02	mg/cm <sup>2</sup>
56	Lab Bldg	1105	B	Wall		Wood	White	Intact	Negative	0.03	mg/cm <sup>2</sup>
57	Lab Bldg	1105	C	Wall		Wood	White	Intact	Negative	0.11	mg/cm <sup>2</sup>
58	Lab Bldg	1105	D	Wall		Wood	White	Intact	Negative	0.02	mg/cm <sup>2</sup>
59	Lab Bldg	1105	D	Wall	Crown Mldg	Wood	White	Intact	Negative	0.02	mg/cm <sup>2</sup>
60	Lab Bldg	1105	D	Wall	Baseboard	Wood	White	Intact	Negative	0.03	mg/cm <sup>2</sup>
61	Lab Bldg	1105	A	Door	Casing	Wood	Black	Intact	Negative	0	mg/cm <sup>2</sup>
62	Lab Bldg	1105	A	Door	Casing	Wood	White	Intact	Negative	0.1	mg/cm <sup>2</sup>
63	Lab Bldg	1105	A	Door		Wood	Black	Intact	Negative	0.01	mg/cm <sup>2</sup>
64	Lab Bldg	1105	C	Wall	Radiator	Metal	Black	Intact	Negative	0	mg/cm <sup>2</sup>
65	Lab Bldg	1107	A	Ceiling		Drywall	Black	Intact	Negative	0.01	mg/cm <sup>2</sup>
66	Lab Bldg	1107	A	Wall		Wood	Black	Intact	Negative	0.02	mg/cm <sup>2</sup>
67	Lab Bldg	1107	B	Wall		Wood	Black	Intact	Negative	0.02	mg/cm <sup>2</sup>
68	Lab Bldg	1107	C	Wall		Wood	Black	Intact	Negative	0.01	mg/cm <sup>2</sup>
69	Lab Bldg	1107	D	Wall		Wood	Black	Intact	Negative	0.03	mg/cm <sup>2</sup>
70	Lab Bldg	1107	D	Wall	Crown Mldg	Wood	Black	Intact	Negative	0.13	mg/cm <sup>2</sup>
71	Lab Bldg	1107	D	Wall	Baseboard	Wood	Black	Intact	Negative	0.07	mg/cm <sup>2</sup>
72	Lab Bldg	1107	C	Wall	Radiator	Metal	Black	Intact	Negative	0.01	mg/cm <sup>2</sup>
73	Lab Bldg	1107	B	Cased Doorway	Jamb	Wood	Black	Intact	Negative	0.02	mg/cm <sup>2</sup>
74	Lab Bldg	1107	A	Beam		Metal	Black	Intact	Negative	0	mg/cm <sup>2</sup>
75	Lab Bldg	1204	A	Ceiling		Drywall	White	Intact	Negative	0.15	mg/cm <sup>2</sup>
76	Lab Bldg	1204	A	Wall		Drywall	White	Intact	Negative	0	mg/cm <sup>2</sup>
77	Lab Bldg	1204	B	Wall		Drywall	White	Intact	Negative	0.08	mg/cm <sup>2</sup>
78	Lab Bldg	1204	C	Wall		Drywall	White	Intact	Negative	0.13	mg/cm <sup>2</sup>
79	Lab Bldg	1204	D	Wall		Drywall	White	Intact	Negative	0.04	mg/cm <sup>2</sup>
80	Lab Bldg	1204	D	Wall	Radiator	Metal	Brown	Intact	Negative	0	mg/cm <sup>2</sup>

No	Site	Room	Side	Structure	Feature	Substrate	Color	Condition	Results	PbC	Units
81	Lab Bldg	1204	D	Floor		Concrete	Grey	Fair	Negative	0	mg/cm <sup>2</sup>
82	Lab Bldg	1204	D	Window	Casing	Wood	Grey	Intact	Negative	0	mg/cm <sup>2</sup>
83	Lab Bldg	1204	A	Door	Jamb	Metal	Brown	Intact	Negative	0	mg/cm <sup>2</sup>
84	Lab Bldg	1204	A	Door		Metal	Brown	Intact	Negative	0	mg/cm <sup>2</sup>
85	Lab Bldg	1204	B	Door	Casing	Wood	Grey	Intact	Negative	0.07	mg/cm <sup>2</sup>
86	Lab Bldg	1204	B	Door		Wood	Stained	Intact	Negative	0.01	mg/cm <sup>2</sup>
87	Lab Bldg	1208	A	Ceiling		Drywall	White	Intact	Negative	0	mg/cm <sup>2</sup>
88	Lab Bldg	1208	A	Wall		Drywall	White	Intact	Negative	0	mg/cm <sup>2</sup>
89	Lab Bldg	1208	B	Wall		Drywall	White	Intact	Negative	0.01	mg/cm <sup>2</sup>
90	Lab Bldg	1208	C	Wall		Drywall	White	Intact	Negative	0	mg/cm <sup>2</sup>
91	Lab Bldg	1208	D	Wall		Drywall	White	Intact	Negative	0	mg/cm <sup>2</sup>
92	Lab Bldg	1208	A	Floor		Concrete	Grey	Fair	Negative	0.01	mg/cm <sup>2</sup>
93	Lab Bldg	1208	A	Door	Jamb	Wood	Brown	Intact	Negative	0.04	mg/cm <sup>2</sup>
94	Lab Bldg	1208	A	Door		Wood	Stained	Intact	Negative	0	mg/cm <sup>2</sup>
95	Lab Bldg	2000	A	Ceiling		Drywall	White	Intact	Negative	-0.3	mg/cm <sup>2</sup>
96	Lab Bldg	2000	A	Wall	Crown Mldg	Wood	Stained	Intact	Negative	0.01	mg/cm <sup>2</sup>
97	Lab Bldg	2000	A	Wall		Wood	Stained	Intact	Negative	0	mg/cm <sup>2</sup>
98	Lab Bldg	2000	B	Wall		Wood	Stained	Intact	Negative	0.01	mg/cm <sup>2</sup>
99	Lab Bldg	2000	C	Wall		Wood	Stained	Intact	Negative	0.01	mg/cm <sup>2</sup>
100	Lab Bldg	2000	C	Wall	Baseboard	Wood	Stained	Intact	Negative	0.01	mg/cm <sup>2</sup>
101	Lab Bldg	2000	C	Door	Casing	Wood	Stained	Intact	Negative	0.03	mg/cm <sup>2</sup>
102	Lab Bldg	2000	C	Door		Wood	Stained	Intact	Negative	0.01	mg/cm <sup>2</sup>
103	Lab Bldg	2001	A	Ceiling		Drywall	White	Intact	Negative	-0.38	mg/cm <sup>2</sup>
104	Lab Bldg	2001	A	Wall	Crown Mldg	Wood	Stained	Intact	Negative	0.03	mg/cm <sup>2</sup>
105	Lab Bldg	2001	A	Wall		Wood	Stained	Intact	Negative	0.01	mg/cm <sup>2</sup>
106	Lab Bldg	2001	B	Wall		Wood	Stained	Intact	Negative	0	mg/cm <sup>2</sup>
107	Lab Bldg	2001	C	Wall		Wood	Stained	Intact	Negative	0.06	mg/cm <sup>2</sup>
108	Lab Bldg	2001	A	Window	Casing	Wood	Stained	Intact	Negative	0	mg/cm <sup>2</sup>
109	Lab Bldg	2001	A	Wall	Radiator	Metal	Brown	Intact	Negative	0	mg/cm <sup>2</sup>
110	Lab Bldg	2005	A	Ceiling		Drywall	Wallpaper	Intact	Negative	0.02	mg/cm <sup>2</sup>
111	Lab Bldg	2005	A	Wall		Drywall	Wallpaper	Intact	Negative	0.03	mg/cm <sup>2</sup>
112	Lab Bldg	2005	B	Wall		Drywall	Wallpaper	Intact	Negative	0.22	mg/cm <sup>2</sup>
113	Lab Bldg	2005	C	Wall		Drywall	Wallpaper	Intact	Negative	0.24	mg/cm <sup>2</sup>
114	Lab Bldg	2005	D	Wall		Drywall	Wallpaper	Intact	Negative	0.3	mg/cm <sup>2</sup>
115	Lab Bldg	2005	D	Wall	Shelf	Wood	Off-White	Fair	Negative	0	mg/cm <sup>2</sup>
116	Lab Bldg	2005	A	Door	Shelf	Wood	Stained	Intact	Negative	0	mg/cm <sup>2</sup>
117	Lab Bldg	2005	A	Door		Wood	Stained	Intact	Negative	0.01	mg/cm <sup>2</sup>
118	Lab Bldg	2005	C	Toilet Partition	Wall	Wood	Stained	Intact	Negative	0	mg/cm <sup>2</sup>
119	Lab Bldg	2005	C	Toilet Partition	Door	Wood	Stained	Intact	Negative	0	mg/cm <sup>2</sup>
120	Lab Bldg	2005	A	Ceiling		Drywall	White	Intact	Negative	0	mg/cm <sup>2</sup>
121	Lab Bldg	2005	A	Wall		Drywall	White	Intact	Negative	0.08	mg/cm <sup>2</sup>
122	Lab Bldg	2005	B	Wall		Drywall	White	Intact	Negative	0.13	mg/cm <sup>2</sup>
123	Lab Bldg	2005	C	Wall		Drywall	White	Intact	Negative	0.03	mg/cm <sup>2</sup>
124	Lab Bldg	2005	D	Wall		Drywall	White	Intact	Negative	0.03	mg/cm <sup>2</sup>

No	Site	Room	Side	Structure	Feature	Substrate	Color	Condition	Results	PbC	Units
125	Lab Bldg	2005	A	Door	Jamb	Wood	Stained	Intact	Negative	0.02	mg/cm <sup>2</sup>
126	Lab Bldg	2005	A	Door		Wood	Stained	Intact	Negative	0.01	mg/cm <sup>2</sup>
127	Lab Bldg	2005	C	Window	Casing	Wood	Stained	Intact	Negative	0.01	mg/cm <sup>2</sup>
128	Lab Bldg	2005	C	Door	Casing	Wood	White	Intact	Negative	0	mg/cm <sup>2</sup>
129	Lab Bldg	2005	C	Door		Metal	White	Intact	Negative	0	mg/cm <sup>2</sup>
130	Lab Bldg	2005	C	Wall	Radiator	Metal	Brown	Intact	Negative	0	mg/cm <sup>2</sup>
131	Lab Bldg	2005	C	Wall	Radiator	Metal	Brown	Intact	Negative	0	mg/cm <sup>2</sup>
132	Lab Bldg	2007	A	Ceiling		Drywall	Wallpaper	Intact	Negative	0.03	mg/cm <sup>2</sup>
133	Lab Bldg	2007	A	Wall		Drywall	Off-White	Intact	Negative	0.14	mg/cm <sup>2</sup>
134	Lab Bldg	2007	B	Wall		Drywall	Off-White	Intact	Negative	0.4	mg/cm <sup>2</sup>
135	Lab Bldg	2007	C	Wall		Drywall	Off-White	Intact	Negative	0.3	mg/cm <sup>2</sup>
136	Lab Bldg	2007	D	Wall		Drywall	Off-White	Intact	Negative	0.18	mg/cm <sup>2</sup>
137	Lab Bldg	2007	A	Door	Jamb	Wood	Stained	Intact	Negative	0	mg/cm <sup>2</sup>
138	Lab Bldg	2007	A	Door		Wood	Stained	Intact	Negative	0.02	mg/cm <sup>2</sup>
139	Lab Bldg	2007	D	Toilet Partition	Wall	Wood	Stained	Intact	Negative	0	mg/cm <sup>2</sup>
140	Lab Bldg	2007	D	Toilet Partition	Door	Wood	Stained	Intact	Negative	0	mg/cm <sup>2</sup>
141	Lab Bldg	2007	A	Ceiling		Drywall	Wallpaper	Intact	Negative	0.05	mg/cm <sup>2</sup>
142	Lab Bldg	2007	A	Wall		Drywall	Wallpaper	Intact	Negative	0.03	mg/cm <sup>2</sup>
143	Lab Bldg	2007	B	Wall		Drywall	Wallpaper	Intact	Negative	0.28	mg/cm <sup>2</sup>
144	Lab Bldg	2007	C	Wall		Drywall	Wallpaper	Intact	Negative	0.03	mg/cm <sup>2</sup>
145	Lab Bldg	2007	D	Wall		Drywall	Wallpaper	Intact	Negative	0.04	mg/cm <sup>2</sup>
146	Lab Bldg	2007	A	Door	Jamb	Wood	Stained	Intact	Negative	0.01	mg/cm <sup>2</sup>
147	Lab Bldg	2007	A	Door		Wood	Stained	Intact	Negative	0.01	mg/cm <sup>2</sup>
148	Lab Bldg	2101	A	Ceiling		Drywall	White	Intact	Negative	0.01	mg/cm <sup>2</sup>
149	Lab Bldg	2101	A	Wall		Wood	Stained	Intact	Negative	0.01	mg/cm <sup>2</sup>
150	Lab Bldg	2101	B	Wall		Wood	Stained	Intact	Negative	0.03	mg/cm <sup>2</sup>
151	Lab Bldg	2101	C	Wall		Wood	Stained	Intact	Negative	0	mg/cm <sup>2</sup>
152	Lab Bldg	2101	D	Wall		Wood	Stained	Intact	Negative	0.02	mg/cm <sup>2</sup>
153	Lab Bldg	2101	D	Wall	Crown Mldg	Wood	Stained	Intact	Negative	0.01	mg/cm <sup>2</sup>
154	Lab Bldg	2101	D	Door	Casing	Wood	Stained	Intact	Negative	0	mg/cm <sup>2</sup>
155	Lab Bldg	2101	D	Door		Wood	Stained	Intact	Negative	0	mg/cm <sup>2</sup>
156	Lab Bldg	2101	B	Window	Casing	Wood	Stained	Intact	Negative	0.08	mg/cm <sup>2</sup>
157	Lab Bldg	2202	A	Ceiling		Drywall	White	Intact	Negative	-0.24	mg/cm <sup>2</sup>
158	Lab Bldg	2202	A	Wall		Wood	Stained	Intact	Negative	0.01	mg/cm <sup>2</sup>
159	Lab Bldg	2202	B	Wall		Wood	Stained	Intact	Negative	0.02	mg/cm <sup>2</sup>
160	Lab Bldg	2202	C	Wall		Wood	Stained	Intact	Negative	0	mg/cm <sup>2</sup>
161	Lab Bldg	2202	D	Wall		Wood	Stained	Intact	Negative	0.02	mg/cm <sup>2</sup>
162	Lab Bldg	2202	D	Wall	Radiator	Metal	Brown	Intact	Negative	0	mg/cm <sup>2</sup>
163	Lab Bldg	2202	D	Window	Casing	Wood	Stained	Intact	Negative	0.02	mg/cm <sup>2</sup>
164	Lab Bldg	2202	C	Door	Jamb	Wood	Stained	Intact	Negative	0.02	mg/cm <sup>2</sup>
165	Lab Bldg	2202	C	Door		Wood	Stained	Intact	Negative	0	mg/cm <sup>2</sup>
166	Lab Bldg	2208	A	Ceiling		Drywall	White	Intact	Negative	0.22	mg/cm <sup>2</sup>
167	Lab Bldg	2208	A	Wall		Drywall	White	Intact	Negative	0.11	mg/cm <sup>2</sup>
168	Lab Bldg	2208	B	Wall		Drywall	White	Intact	Negative	0.26	mg/cm <sup>2</sup>

No	Site	Room	Side	Structure	Feature	Substrate	Color	Condition	Results	PbC	Units
169	Lab Bldg	2208	C	Wall		Drywall	White	Intact	Negative	0.28	mg/cm <sup>2</sup>
170	Lab Bldg	2208	D	Wall		Drywall	White	Intact	Negative	0.21	mg/cm <sup>2</sup>
171	Lab Bldg	2208	C	Door	Casing	Wood	Stained	Intact	Negative	0	mg/cm <sup>2</sup>
172	Lab Bldg	2208	C	Door		Wood	Stained	Intact	Negative	0.01	mg/cm <sup>2</sup>
173	Lab Bldg	2208	C	Window	Casing	Wood	Stained	Intact	Negative	0.01	mg/cm <sup>2</sup>
174	Lab Bldg	3000	A	Wall	Crown Mldg	Wood	Stained	Intact	Negative	0.02	mg/cm <sup>2</sup>
175	Lab Bldg	3000	A	Ceiling		Drywall	White	Intact	Negative	0	mg/cm <sup>2</sup>
176	Lab Bldg	3000	A	Wall		Drywall	Wallpaper	Intact	Negative	0	mg/cm <sup>2</sup>
177	Lab Bldg	3000	B	Wall		Drywall	White	Intact	Negative	0	mg/cm <sup>2</sup>
178	Lab Bldg	3000	C	Wall		Drywall	Wallpaper	Intact	Negative	0.01	mg/cm <sup>2</sup>
179	Lab Bldg	3000	D	Wall		Drywall	Wallpaper	Intact	Negative	0.01	mg/cm <sup>2</sup>
180	Lab Bldg	3000	A	Wall	Baseboard	Wood	Stained	Intact	Negative	0.01	mg/cm <sup>2</sup>
181	Lab Bldg	3000	A	Door	Casing	Wood	Stained	Intact	Negative	0.06	mg/cm <sup>2</sup>
182	Lab Bldg	3000	A	Door		Wood	Stained	Intact	Negative	0.01	mg/cm <sup>2</sup>
183	Lab Bldg	3000	C	Door	Jamb	Metal	White	Intact	Negative	0.14	mg/cm <sup>2</sup>
184	Lab Bldg	3000	C	Door		Metal	White	Intact	Negative	0.05	mg/cm <sup>2</sup>
185	Lab Bldg	3001	A	Wall	Crown Mldg	Wood	Stained	Intact	Negative	0.03	mg/cm <sup>2</sup>
186	Lab Bldg	3001	A	Ceiling		Drywall	White	Intact	Negative	0	mg/cm <sup>2</sup>
187	Lab Bldg	3001	A	Wall		Drywall	Wallpaper	Intact	Negative	0	mg/cm <sup>2</sup>
188	Lab Bldg	3001	B	Wall		Drywall	Wallpaper	Intact	Negative	0	mg/cm <sup>2</sup>
189	Lab Bldg	3001	C	Wall		Drywall	Wallpaper	Intact	Negative	0.02	mg/cm <sup>2</sup>
190	Lab Bldg	3001	D	Wall		Drywall	Wallpaper	Intact	Negative	0	mg/cm <sup>2</sup>
191	Lab Bldg	3001	D	Wall	Baseboard	Wood	Stained	Intact	Negative	0.01	mg/cm <sup>2</sup>
192	Lab Bldg	3001	A	Window	Casing	Wood	Stained	Intact	Negative	0	mg/cm <sup>2</sup>
193	Lab Bldg	3001	A	Wall	Radiator	Metal	Brown	Intact	Negative	0	mg/cm <sup>2</sup>
194	Lab Bldg	3001	C	Stair	Handrail	Wood	Stained	Intact	Negative	0.01	mg/cm <sup>2</sup>
195	Lab Bldg	3003	A	Wall	Crown Mldg	Wood	Stained	Intact	Negative	0.02	mg/cm <sup>2</sup>
196	Lab Bldg	3003	A	Ceiling		Drywall	Wallpaper	Intact	Negative	0.08	mg/cm <sup>2</sup>
197	Lab Bldg	3003	A	Wall		Drywall	Wallpaper	Intact	Negative	0.08	mg/cm <sup>2</sup>
198	Lab Bldg	3003	B	Wall		Drywall	Wallpaper	Intact	Negative	0.05	mg/cm <sup>2</sup>
199	Lab Bldg	3003	C	Wall		Drywall	Wallpaper	Intact	Negative	0.04	mg/cm <sup>2</sup>
200	Lab Bldg	3003	D	Wall		Drywall	Wallpaper	Intact	Negative	0.03	mg/cm <sup>2</sup>
201	Lab Bldg	3003	A	Door	Jamb	Wood	Stained	Intact	Negative	0.01	mg/cm <sup>2</sup>
202	Lab Bldg	3003	A	Door		Wood	Stained	Intact	Negative	0.03	mg/cm <sup>2</sup>
203	Lab Bldg	3003	B	Toilet Partition	Wall	Wood	Stained	Intact	Negative	0	mg/cm <sup>2</sup>
204	Lab Bldg	3005	A	Wall	Crown Mldg	Wood	Stained	Intact	Negative	0.04	mg/cm <sup>2</sup>
205	Lab Bldg	3005	A	Ceiling		Drywall	Wallpaper	Intact	Negative	0.03	mg/cm <sup>2</sup>
206	Lab Bldg	3005	A	Wall		Drywall	Wallpaper	Intact	Negative	0.04	mg/cm <sup>2</sup>
207	Lab Bldg	3005	B	Wall		Drywall	Wallpaper	Intact	Negative	0.24	mg/cm <sup>2</sup>
208	Lab Bldg	3005	C	Wall		Drywall	Wallpaper	Intact	Negative	0.03	mg/cm <sup>2</sup>
209	Lab Bldg	3005	D	Wall		Drywall	Wallpaper	Intact	Negative	0.19	mg/cm <sup>2</sup>
210	Lab Bldg	3005	A	Door	Jamb	Wood	Stained	Intact	Negative	0.01	mg/cm <sup>2</sup>
211	Lab Bldg	3005	A	Door		Wood	Stained	Intact	Negative	0.01	mg/cm <sup>2</sup>
212	Lab Bldg	3005	C	Window	Casing	Wood	Stained	Intact	Negative	0	mg/cm <sup>2</sup>



No	Site	Room	Side	Structure	Feature	Substrate	Color	Condition	Results	PbC	Units
213	Lab Bldg	3005	C	Window	Frame	Metal	Grey	Intact	Negative	0.15	mg/cm <sup>2</sup>
214	Lab Bldg	3005	C	Wall	Radiator	Metal	Brown	Intact	Negative	0	mg/cm <sup>2</sup>
215	Lab Bldg	3007	A	Ceiling		Drywall	White	Intact	Negative	0	mg/cm <sup>2</sup>
216	Lab Bldg	3007	A	Wall		Wood	Stained	Intact	Negative	0.01	mg/cm <sup>2</sup>
217	Lab Bldg	3007	B	Wall		Wood	Stained	Intact	Negative	0.02	mg/cm <sup>2</sup>
218	Lab Bldg	3007	C	Wall		Wood	Stained	Intact	Negative	0.02	mg/cm <sup>2</sup>
219	Lab Bldg	3007	D	Wall		Wood	Stained	Intact	Negative	0.02	mg/cm <sup>2</sup>
220	Lab Bldg	3007	D	Wall	Shelf	Wood	Stained	Intact	Negative	0	mg/cm <sup>2</sup>
221	Lab Bldg	3007	C	Wall	Baseboard	Wood	Stained	Intact	Negative	0.03	mg/cm <sup>2</sup>
222	Lab Bldg	3007	C	Door	Jamb	Wood	Stained	Intact	Negative	0	mg/cm <sup>2</sup>
223	Lab Bldg	3007	C	Door		Wood	Stained	Intact	Negative	0.02	mg/cm <sup>2</sup>
224	Lab Bldg	3010	A	Ceiling		Drywall	White	Intact	Negative	0	mg/cm <sup>2</sup>
225	Lab Bldg	3010	A	Wall		Wood	Stained	Intact	Negative	0.01	mg/cm <sup>2</sup>
226	Lab Bldg	3010	B	Wall		Wood	Stained	Intact	Negative	0.01	mg/cm <sup>2</sup>
227	Lab Bldg	3010	C	Wall		Wood	Stained	Intact	Negative	0.02	mg/cm <sup>2</sup>
228	Lab Bldg	3010	D	Wall		Wood	Stained	Intact	Negative	0.01	mg/cm <sup>2</sup>
229	Lab Bldg	3010	D	Wall	Baseboard	Wood	Stained	Intact	Negative	0.03	mg/cm <sup>2</sup>
230	Lab Bldg	3010	B	Door	Jamb	Wood	Stained	Intact	Negative	0.01	mg/cm <sup>2</sup>
231	Lab Bldg	3010	B	Door		Wood	Stained	Intact	Negative	0	mg/cm <sup>2</sup>
232	Lab Bldg	3011	A	Ceiling		Drywall	White	Intact	Negative	0.12	mg/cm <sup>2</sup>
233	Lab Bldg	3011	A	Wall		Drywall	White	Intact	Negative	0.17	mg/cm <sup>2</sup>
234	Lab Bldg	3011	B	Wall		Drywall	White	Intact	Negative	0.29	mg/cm <sup>2</sup>
235	Lab Bldg	3011	C	Wall		Drywall	White	Intact	Negative	0.25	mg/cm <sup>2</sup>
236	Lab Bldg	3011	D	Wall		Drywall	White	Intact	Negative	0.2	mg/cm <sup>2</sup>
237	Lab Bldg	3011	D	Wall	Shelf	Wood	Stained	Intact	Negative	0	mg/cm <sup>2</sup>
238	Lab Bldg	3011	D	Wall	Crown Mldg	Wood	White	Intact	Negative	0.03	mg/cm <sup>2</sup>
239	Lab Bldg	3011	C	Window	Casing	Wood	White	Intact	Negative	0.02	mg/cm <sup>2</sup>
240	Lab Bldg	3011	C	Wall	Radiator	Metal	White	Intact	Negative	0	mg/cm <sup>2</sup>
241	Lab Bldg	3011	A	Door	Jamb	Metal	White	Intact	Negative	0	mg/cm <sup>2</sup>
242	Lab Bldg	3011	A	Door		Metal	White	Intact	Negative	0	mg/cm <sup>2</sup>
243	Lab Bldg	3015	A	Wall	Crown Mldg	Wood	Stained	Intact	Negative	0	mg/cm <sup>2</sup>
244	Lab Bldg	3015	A	Ceiling		Drywall	White	Intact	Negative	0	mg/cm <sup>2</sup>
245	Lab Bldg	3015	A	Wall		Drywall	White	Intact	Negative	0.17	mg/cm <sup>2</sup>
246	Lab Bldg	3015	A	Wall		Drywall	Wallpaper	Intact	Negative	0.01	mg/cm <sup>2</sup>
247	Lab Bldg	3015	B	Wall		Drywall	Wallpaper	Intact	Negative	0.01	mg/cm <sup>2</sup>
248	Lab Bldg	3015	C	Wall		Drywall	Wallpaper	Intact	Negative	0.02	mg/cm <sup>2</sup>
249	Lab Bldg	3015	D	Wall		Drywall	Wallpaper	Intact	Negative	0.01	mg/cm <sup>2</sup>
250	Lab Bldg	3015	A	Wall	Baseboard	Wood	Stained	Intact	Negative	0.01	mg/cm <sup>2</sup>
251	Lab Bldg	3015	C	Window	Casing	Wood	Stained	Intact	Negative	0.01	mg/cm <sup>2</sup>
252	Lab Bldg	3015	C	Wall	Radiator	Metal	Brown	Intact	Negative	0.01	mg/cm <sup>2</sup>
253	Lab Bldg	3015	A	Door	Casing	Metal	White	Intact	Negative	0.09	mg/cm <sup>2</sup>
254	Lab Bldg	3015	A	Door		Metal	White	Intact	Negative	0.13	mg/cm <sup>2</sup>
255	Lab Bldg	3100	A	Ceiling		Drywall	White	Intact	Negative	0	mg/cm <sup>2</sup>
256	Lab Bldg	3100	A	Wall		Drywall	White	Intact	Negative	0	mg/cm <sup>2</sup>

No	Site	Room	Side	Structure	Feature	Substrate	Color	Condition	Results	PbC	Units
257	Lab Bldg	3100	B	Wall		Drywall	White	Intact	Negative	0	mg/cm <sup>2</sup>
258	Lab Bldg	3100	C	Wall		Drywall	White	Intact	Negative	0	mg/cm <sup>2</sup>
259	Lab Bldg	3100	D	Wall		Drywall	White	Intact	Negative	0.01	mg/cm <sup>2</sup>
260	Lab Bldg	3100	C	Wall	Baseboard	Wood	White	Intact	Negative	0	mg/cm <sup>2</sup>
261	Lab Bldg	3100	C	Door	Jamb	Metal	White	Intact	Negative	0.09	mg/cm <sup>2</sup>
262	Lab Bldg	3100	C	Door		Metal	White	Intact	Negative	0.1	mg/cm <sup>2</sup>
263	Lab Bldg	3100	B	Door	Jamb	Wood	Stained	Intact	Negative	0.01	mg/cm <sup>2</sup>
264	Lab Bldg	3100	B	Door		Wood	Stained	Intact	Negative	0.01	mg/cm <sup>2</sup>
265	Lab Bldg	3100	B	Wall	Ladder	Wood	Stained	Fair	Negative	0	mg/cm <sup>2</sup>
266	Lab Bldg	3101	A	Ceiling		Drywall	White	Intact	Negative	0	mg/cm <sup>2</sup>
267	Lab Bldg	3101	A	Wall		Drywall	White	Intact	Negative	0	mg/cm <sup>2</sup>
268	Lab Bldg	3101	B	Wall		Drywall	White	Intact	Negative	0	mg/cm <sup>2</sup>
269	Lab Bldg	3101	C	Wall		Drywall	White	Intact	Negative	0	mg/cm <sup>2</sup>
270	Lab Bldg	3101	D	Wall		Drywall	White	Intact	Negative	0	mg/cm <sup>2</sup>
271	Lab Bldg	3101	D	Wall	Crown Mldg	Wood	White	Intact	Negative	0.02	mg/cm <sup>2</sup>
272	Lab Bldg	3101	D	Wall	Baseboard	Wood	Stained	Intact	Negative	0.05	mg/cm <sup>2</sup>
273	Lab Bldg	3101	A	Window	Casing	Wood	Stained	Intact	Negative	0	mg/cm <sup>2</sup>
274	Lab Bldg	3101	A	Wall	Radiator	Metal	Brown	Intact	Negative	0	mg/cm <sup>2</sup>
275	Lab Bldg	3101	B	Bookcase	Shelf	Wood	Stained	Intact	Negative	0	mg/cm <sup>2</sup>
276	Lab Bldg	3101	C	Door	Jamb	Wood	Stained	Intact	Negative	0	mg/cm <sup>2</sup>
277	Lab Bldg	3101	C	Door		Wood	Stained	Intact	Negative	0.01	mg/cm <sup>2</sup>
278	Lab Bldg	3101	B	Door	Jamb	Metal	White	Intact	Negative	0.03	mg/cm <sup>2</sup>
279	Lab Bldg	3101	B	Door		Metal	White	Intact	Negative	0.12	mg/cm <sup>2</sup>
280	Lab Bldg	3107	A	Ceiling		Drywall	White	Intact	Negative	0	mg/cm <sup>2</sup>
281	Lab Bldg	3107	A	Wall		Drywall	Wallpaper	Intact	Negative	0.02	mg/cm <sup>2</sup>
282	Lab Bldg	3107	B	Wall		Drywall	Wallpaper	Intact	Negative	0.01	mg/cm <sup>2</sup>
283	Lab Bldg	3107	C	Wall		Drywall	Wallpaper	Intact	Negative	0.01	mg/cm <sup>2</sup>
284	Lab Bldg	3107	D	Wall		Drywall	Wallpaper	Intact	Negative	0.01	mg/cm <sup>2</sup>
285	Lab Bldg	3107	D	Wall	Baseboard	Wood	Stained	Intact	Negative	0.02	mg/cm <sup>2</sup>
286	Lab Bldg	3107	A	Window	Casing	Wood	Stained	Intact	Negative	0	mg/cm <sup>2</sup>
287	Lab Bldg	3107	A	Wall	Radiator	Metal	Brown	Intact	Negative	0	mg/cm <sup>2</sup>
288	Lab Bldg	3107	C	Door	Casing	Wood	Stained	Intact	Negative	0.01	mg/cm <sup>2</sup>
289	Lab Bldg	3107	C	Door		Wood	Stained	Intact	Negative	0.02	mg/cm <sup>2</sup>
290	Lab Bldg	3109	A	Ceiling		Drywall	White	Intact	Negative	0	mg/cm <sup>2</sup>
291	Lab Bldg	3109	A	Wall		Drywall	White	Intact	Negative	0	mg/cm <sup>2</sup>
292	Lab Bldg	3109	B	Wall		Drywall	White	Intact	Negative	0	mg/cm <sup>2</sup>
293	Lab Bldg	3109	C	Wall		Drywall	White	Intact	Negative	0.07	mg/cm <sup>2</sup>
294	Lab Bldg	3109	D	Wall		Drywall	White	Intact	Negative	0.01	mg/cm <sup>2</sup>
295	Lab Bldg	3109	D	Wall	Crown Mldg	Wood	White	Intact	Negative	0.01	mg/cm <sup>2</sup>
296	Lab Bldg	3109	D	Wall	Baseboard	Wood	Stained	Intact	Negative	0.04	mg/cm <sup>2</sup>
297	Lab Bldg	3109	D	Door	Jamb	Wood	Stained	Intact	Negative	0.01	mg/cm <sup>2</sup>
298	Lab Bldg	3109	D	Door		Wood	Stained	Intact	Negative	0.01	mg/cm <sup>2</sup>
299	Lab Bldg	3109	B	Window	Casing	Wood	Stained	Intact	Negative	0	mg/cm <sup>2</sup>
300	Lab Bldg	3109	B	Wall	Radiator	Metal	Brown	Intact	Negative	0	mg/cm <sup>2</sup>

No	Site	Room	Side	Structure	Feature	Substrate	Color	Condition	Results	PbC	Units
301	Lab Bldg	3111	A	Ceiling		Drywall	White	Intact	Negative	0	mg/cm <sup>2</sup>
302	Lab Bldg	3111	A	Wall		Drywall	White	Intact	Negative	0.19	mg/cm <sup>2</sup>
303	Lab Bldg	3111	B	Wall		Drywall	White	Intact	Negative	0	mg/cm <sup>2</sup>
304	Lab Bldg	3111	C	Wall		Drywall	White	Intact	Negative	0	mg/cm <sup>2</sup>
305	Lab Bldg	3111	D	Wall		Drywall	White	Intact	Negative	0.05	mg/cm <sup>2</sup>
306	Lab Bldg	3111	D	Wall	Baseboard	Wood	Stained	Intact	Negative	0.01	mg/cm <sup>2</sup>
307	Lab Bldg	3111	C	Door	Casing	Metal	White	Intact	Negative	0.07	mg/cm <sup>2</sup>
308	Lab Bldg	3111	C	Door		Metal	White	Intact	Negative	0.07	mg/cm <sup>2</sup>
309	Lab Bldg	3111	C	Window	Casing	Wood	Stained	Intact	Negative	0	mg/cm <sup>2</sup>
310	Lab Bldg	3117	A	Ceiling		Drywall	White	Intact	Negative	0	mg/cm <sup>2</sup>
311	Lab Bldg	3117	A	Wall	Crown Mldg	Wood	White	Intact	Negative	0.01	mg/cm <sup>2</sup>
312	Lab Bldg	3117	A	Wall		Drywall	White	Intact	Negative	0	mg/cm <sup>2</sup>
313	Lab Bldg	3117	B	Wall		Drywall	White	Intact	Negative	0.01	mg/cm <sup>2</sup>
314	Lab Bldg	3117	C	Wall		Drywall	White	Intact	Negative	0.02	mg/cm <sup>2</sup>
315	Lab Bldg	3117	D	Wall		Drywall	White	Intact	Negative	0	mg/cm <sup>2</sup>
316	Lab Bldg	3117	D	Wall	Baseboard	Wood	White	Intact	Negative	0.01	mg/cm <sup>2</sup>
317	Lab Bldg	3117	D	Door	Jamb	Metal	White	Intact	Negative	0	mg/cm <sup>2</sup>
318	Lab Bldg	3117	D	Door		Metal	White	Intact	Negative	0	mg/cm <sup>2</sup>
319	Lab Bldg	3200	A	Ceiling		Drywall	White	Intact	Negative	0	mg/cm <sup>2</sup>
320	Lab Bldg	3200	A	Wall		Drywall	Wallpaper	Intact	Negative	0	mg/cm <sup>2</sup>
321	Lab Bldg	3200	B	Wall		Drywall	Wallpaper	Intact	Negative	0.02	mg/cm <sup>2</sup>
322	Lab Bldg	3200	C	Wall		Drywall	Wallpaper	Intact	Negative	0	mg/cm <sup>2</sup>
323	Lab Bldg	3200	D	Wall		Drywall	Wallpaper	Intact	Negative	0	mg/cm <sup>2</sup>
324	Lab Bldg	3200	D	Wall	Baseboard	Wood	Stained	Intact	Negative	0.01	mg/cm <sup>2</sup>
325	Lab Bldg	3200	D	Door	Casing	Wood	White	Intact	Negative	0	mg/cm <sup>2</sup>
326	Lab Bldg	3200	D	Door		Metal	White	Intact	Negative	0	mg/cm <sup>2</sup>
327	Lab Bldg	3200	A	Wall	Radiator	Metal	Brown	Intact	Negative	0	mg/cm <sup>2</sup>
328	Lab Bldg	3200	A	Door	Casing	Wood	Stained	Intact	Negative	0.01	mg/cm <sup>2</sup>
329	Lab Bldg	3200	A	Door		Wood	Stained	Intact	Negative	0	mg/cm <sup>2</sup>
330	Lab Bldg	3202	A	Ceiling		Drywall	White	Intact	Negative	0	mg/cm <sup>2</sup>
331	Lab Bldg	3202	A	Wall		Drywall	White	Intact	Negative	0.03	mg/cm <sup>2</sup>
332	Lab Bldg	3202	B	Wall		Drywall	White	Intact	Negative	0	mg/cm <sup>2</sup>
333	Lab Bldg	3202	C	Wall		Drywall	White	Intact	Negative	0	mg/cm <sup>2</sup>
334	Lab Bldg	3202	D	Wall		Drywall	White	Intact	Negative	0	mg/cm <sup>2</sup>
335	Lab Bldg	3202	D	Wall	Baseboard	Wood	Stained	Intact	Negative	0.04	mg/cm <sup>2</sup>
336	Lab Bldg	3202	C	Door	Jamb	Wood	Stained	Intact	Negative	0.02	mg/cm <sup>2</sup>
337	Lab Bldg	3202	C	Door		Wood	Stained	Intact	Negative	0	mg/cm <sup>2</sup>
338	Lab Bldg	3202	A	Window	Casing	Wood	Stained	Intact	Negative	0	mg/cm <sup>2</sup>
339	Lab Bldg	3202	A	Wall	Radiator	Metal	Brown	Intact	Negative	0.03	mg/cm <sup>2</sup>
340	Lab Bldg	3204	A	Ceiling		Drywall	White	Intact	Negative	0.01	mg/cm <sup>2</sup>
341	Lab Bldg	3204	A	Wall		Drywall	Wallpaper	Intact	Negative	0	mg/cm <sup>2</sup>
342	Lab Bldg	3204	B	Wall		Drywall	Wallpaper	Intact	Negative	0.02	mg/cm <sup>2</sup>
343	Lab Bldg	3204	C	Wall		Drywall	Wallpaper	Intact	Negative	0.01	mg/cm <sup>2</sup>
344	Lab Bldg	3204	D	Wall		Drywall	Wallpaper	Intact	Negative	0	mg/cm <sup>2</sup>

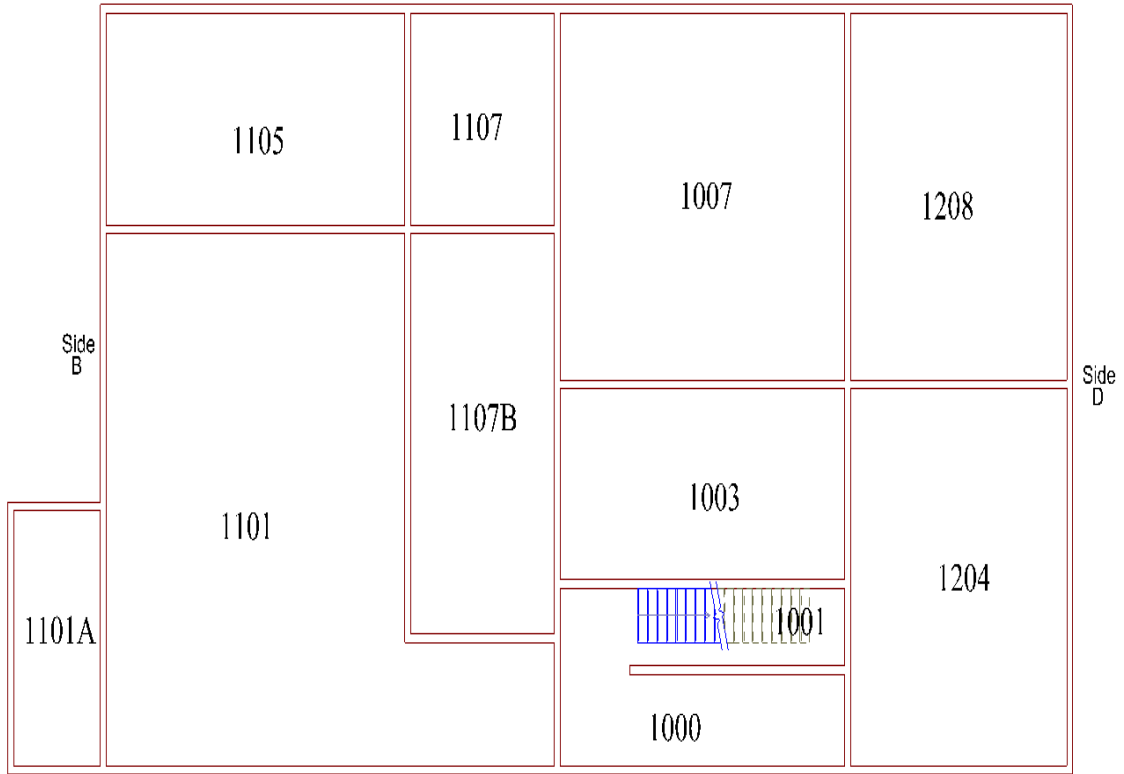
No	Site	Room	Side	Structure	Feature	Substrate	Color	Condition	Results	PbC	Units
345	Lab Bldg	3204	D	Wall	Baseboard	Wood	Stained	Intact	Negative	0	mg/cm <sup>2</sup>
346	Lab Bldg	3204	C	Wall	Radiator	Metal	Brown	Intact	Negative	0	mg/cm <sup>2</sup>
347	Lab Bldg	3204	C	Window	Casing	Wood	Stained	Intact	Negative	0	mg/cm <sup>2</sup>
348	Lab Bldg	3204	A	Door	Jamb	Wood	Stained	Intact	Negative	0.01	mg/cm <sup>2</sup>
349	Lab Bldg	3204	A	Door		Wood	Stained	Intact	Negative	0	mg/cm <sup>2</sup>
350	Lab Bldg	3206	A	Ceiling		Drywall	White	Intact	Negative	0	mg/cm <sup>2</sup>
351	Lab Bldg	3206	A	Wall		Drywall	Wallpaper	Intact	Negative	0.01	mg/cm <sup>2</sup>
352	Lab Bldg	3206	B	Wall		Drywall	Wallpaper	Intact	Negative	0.02	mg/cm <sup>2</sup>
353	Lab Bldg	3206	C	Wall		Drywall	Wallpaper	Intact	Negative	0.01	mg/cm <sup>2</sup>
354	Lab Bldg	3206	D	Wall		Drywall	Wallpaper	Intact	Negative	0	mg/cm <sup>2</sup>
355	Lab Bldg	3206	D	Wall	Radiator	Metal	Brown	Intact	Negative	0	mg/cm <sup>2</sup>
356	Lab Bldg	3206	A	Window	Casing	Wood	Stained	Intact	Negative	0.03	mg/cm <sup>2</sup>
357	Lab Bldg	3206	C	Door	Jamb	Wood	Stained	Intact	Negative	0.03	mg/cm <sup>2</sup>
358	Lab Bldg	3206	C	Door		Wood	Stained	Intact	Negative	0	mg/cm <sup>2</sup>
359	Lab Bldg	3208	C	Wall	Radiator	Metal	Brown	Intact	Negative	0.01	mg/cm <sup>2</sup>
360	Lab Bldg	3208	A	Ceiling		Drywall	White	Fair	Negative	0.01	mg/cm <sup>2</sup>
361	Lab Bldg	3208	A	Wall		Drywall	White	Intact	Negative	0.01	mg/cm <sup>2</sup>
362	Lab Bldg	3208	B	Wall		Drywall	White	Intact	Negative	0.02	mg/cm <sup>2</sup>
363	Lab Bldg	3208	C	Wall		Drywall	White	Intact	Negative	0.01	mg/cm <sup>2</sup>
364	Lab Bldg	3208	D	Wall		Drywall	White	Intact	Negative	0.01	mg/cm <sup>2</sup>
365	Lab Bldg	3208	B	Wall	Baseboard	Wood	Stained	Intact	Negative	0.05	mg/cm <sup>2</sup>
366	Lab Bldg	3208	C	Window	Casing	Wood	Stained	Intact	Negative	0	mg/cm <sup>2</sup>
367	Lab Bldg	3208	A	Door	Jamb	Wood	Stained	Intact	Negative	0	mg/cm <sup>2</sup>
368	Lab Bldg	3208	A	Door		Wood	Stained	Intact	Negative	0.01	mg/cm <sup>2</sup>
369	Lab Bldg	1101A	A	Ceiling		Drywall	White	Intact	Negative	0	mg/cm <sup>2</sup>
370	Lab Bldg	1101A	A	Wall		Drywall	White	Intact	Negative	0	mg/cm <sup>2</sup>
371	Lab Bldg	1101A	B	Wall		Drywall	White	Intact	Negative	0	mg/cm <sup>2</sup>
372	Lab Bldg	1101A	C	Wall		Drywall	White	Intact	Negative	0	mg/cm <sup>2</sup>
373	Lab Bldg	1101A	D	Door		Wood	Stained	Intact	Negative	0	mg/cm <sup>2</sup>
374	Lab Bldg	1101A	D	Door	Jamb	Metal	Brown	Intact	Negative	0	mg/cm <sup>2</sup>
375	Lab Bldg	1101A	A	Door	Jamb	Metal	Brown	Intact	Negative	0.01	mg/cm <sup>2</sup>
376	Lab Bldg	1101A	A	Door		Metal	Brown	Intact	Negative	0.01	mg/cm <sup>2</sup>
377	Lab Bldg	1101A	A	Ceiling	Door	Metal	Brown	Intact	Negative	0	mg/cm <sup>2</sup>
378	Lab Bldg	1107B	A	Ceiling		Drywall	Black	Intact	Negative	0	mg/cm <sup>2</sup>
379	Lab Bldg	1107B	A	Wall		Wood	Black	Intact	Negative	0	mg/cm <sup>2</sup>
380	Lab Bldg	1107B	B	Wall		Wood	Black	Intact	Negative	0	mg/cm <sup>2</sup>
381	Lab Bldg	1107B	C	Wall		Wood	Black	Intact	Negative	0	mg/cm <sup>2</sup>
382	Lab Bldg	1107B	D	Wall		Wood	Black	Intact	Negative	0	mg/cm <sup>2</sup>
383	Lab Bldg	1107B	D	Beam		Metal	Black	Intact	Negative	0	mg/cm <sup>2</sup>
384	Lab Bldg	1107B	B	Door	Jamb	Wood	Black	Intact	Negative	0	mg/cm <sup>2</sup>
385	Lab Bldg	1107B	B	Door		Wood	Black	Intact	Negative	0	mg/cm <sup>2</sup>
386	Lab Bldg	Ext addition	A	Door	Casing	Metal	Brown	Intact	Negative	0	mg/cm <sup>2</sup>
387	Lab Bldg	Ext addition	A	Door		Metal	Brown	Intact	Negative	0	mg/cm <sup>2</sup>
388	Lab Bldg	Exterior	C	Hoist	Door	Metal	Off-White	Poor	Negative	0	mg/cm <sup>2</sup>

No	Site	Room	Side	Structure	Feature	Substrate	Color	Condition	Results	PbC	Units
389	Lab Bldg	Exterior	C	Hoist	Frame	Metal	Off-White	Poor	Negative	0	mg/cm <sup>2</sup>
390	Lab Bldg	Exterior	C	Door	Jamb	Metal	White	Intact	Negative	0.01	mg/cm <sup>2</sup>
391	Lab Bldg	Exterior	C	Door		Metal	White	Intact	Negative	0	mg/cm <sup>2</sup>
392	Lab Bldg	Exterior	C	Door	Casing	Wood	White	Intact	Negative	0	mg/cm <sup>2</sup>
393	Lab Bldg	Exterior	C	Porch	Ceiling	Wood	Grey	Poor	Positive	1.3	mg/cm <sup>2</sup>
394	Lab Bldg	Exterior	D	Stair	Stringer	Metal	Grey	Fair	Negative	0.2	mg/cm <sup>2</sup>
395	Lab Bldg	Exterior	D	Stair	Handrail	Metal	Grey	Fair	Negative	0.05	mg/cm <sup>2</sup>
396	Lab Bldg	Exterior	D	Door	Casing	Wood	White	Poor	Negative	0	mg/cm <sup>2</sup>
397	Lab Bldg	Exterior	D	Door	Jamb	Wood	White	Intact	Negative	0	mg/cm <sup>2</sup>
398	Lab Bldg	Exterior	D	Door	Jamb	Metal	White	Intact	Negative	0	mg/cm <sup>2</sup>
399	Lab Bldg	Exterior	D	Door		Metal	White	Intact	Negative	0	mg/cm <sup>2</sup>
400	Lab Bldg	Exterior	A	Door	Casing	Metal	Grey	Fair	Negative	0.01	mg/cm <sup>2</sup>
401	Lab Bldg	Exterior	A	Door		Metal	Grey	Poor	Negative	0	mg/cm <sup>2</sup>
402	Lab Bldg	Exterior	A	Door		Metal	Brown	Intact	Negative	0	mg/cm <sup>2</sup>
403	Lab Bldg	Exterior	A	Door		Metal	Brown	Intact	Negative	0.08	mg/cm <sup>2</sup>
404	Lab Bldg	Exterior	A	Door	Casing	Wood	Brown	Intact	Negative	0	mg/cm <sup>2</sup>
405	Lab Bldg	Roof	C	Hoist	Door	Metal	Off-White	Fair	Negative	0	mg/cm <sup>2</sup>
406	Lab Bldg	Roof	C	Hoist	Frame	Metal	Off-White	Fair	Negative	0	mg/cm <sup>2</sup>
407	Lab Bldg	Roof	B	Penthouse	Wall	Metal	White	Poor	Negative	0.05	mg/cm <sup>2</sup>
408	Lab Bldg	Roof	B	Penthouse	Door	Metal	White	Poor	Negative	0.05	mg/cm <sup>2</sup>
409	OPS	Exterior	A	Wall		Metal	Green	Fair	Positive	1.3	mg/cm <sup>2</sup>
410	OPS	Exterior	A	Door		Metal	Green	Fair	Positive	1.4	mg/cm <sup>2</sup>
411	OPS	Exterior	A	Window	Sash	Metal	Green	Fair	Positive	1.4	mg/cm <sup>2</sup>
412	OPS	Exterior	B	Wall		Metal	Green	Fair	Positive	1.2	mg/cm <sup>2</sup>
413	OPS	Exterior	C	Wall		Metal	Green	Fair	Negative	0.7	mg/cm <sup>2</sup>
414	OPS	Exterior	C	Window	Sash	Metal	Green	Fair	Positive	1.5	mg/cm <sup>2</sup>
415	OPS	Exterior	C	Door		Metal	Green	Fair	Negative	0.6	mg/cm <sup>2</sup>
416	OPS	Exterior	D	Wall		Metal	Green	Fair	Positive	1.7	mg/cm <sup>2</sup>
417	OPS	Rm. 01	A	Ceiling		Metal	Green	Intact	Negative	0.04	mg/cm <sup>2</sup>
418	OPS	Rm. 01	A	Wall		Drywall	Green	Intact	Negative	0	mg/cm <sup>2</sup>
419	OPS	Rm. 01	A	Window	Casing	Wood	Green	Intact	Negative	0	mg/cm <sup>2</sup>
420	OPS	Rm. 01	A	Window	Sash	Metal	Green	Fair	Negative	0.04	mg/cm <sup>2</sup>
421	OPS	Rm. 01	A	Door		Metal	Green	Fair	Negative	0.08	mg/cm <sup>2</sup>
422	OPS	Rm. 01	A	Door	Jamb	Metal	Green	Intact	Negative	0.02	mg/cm <sup>2</sup>
423	OPS	Rm. 01	B	Wall		Drywall	Green	Intact	Negative	0.01	mg/cm <sup>2</sup>
424	OPS	Rm. 01	C	Wall		Drywall	Green	Intact	Negative	0	mg/cm <sup>2</sup>
425	OPS	Rm. 01	C	Window	Shutter	Wood	Green	Intact	Negative	0.24	mg/cm <sup>2</sup>
426	OPS	Rm. 01	C	Door	Casing	Wood	Green	Intact	Negative	0	mg/cm <sup>2</sup>
427	OPS	Rm. 01	C	Door		Metal	Green	Intact	Negative	0.05	mg/cm <sup>2</sup>
428	OPS	Rm. 01	D	Wall		Drywall	Green	Intact	Negative	0	mg/cm <sup>2</sup>
429	OPS	Rm. 01	D	Wall	Baseboard	Wood	Green	Intact	Negative	0	mg/cm <sup>2</sup>
430	OPS	Rm. 01	D	Floor		Wood	Grey	Intact	Positive	1.5	mg/cm <sup>2</sup>
431	OPS	Rm. 02	A	Ceiling		Metal	Green	Intact	Negative	0.03	mg/cm <sup>2</sup>
432	OPS	Rm. 02	A	Wall		Drywall	Green	Intact	Negative	0	mg/cm <sup>2</sup>

No	Site	Room	Side	Structure	Feature	Substrate	Color	Condition	Results	PbC	Units
433	OPS	Rm. 02	A	Wall	Baseboard	Wood	Green	Intact	Negative	0	mg/cm <sup>2</sup>
434	OPS	Rm. 02	A	Floor		Wood	Grey	Intact	Positive	1.1	mg/cm <sup>2</sup>
435	OPS	Rm. 02	A	Door	Casing	Wood	Green	Intact	Negative	0	mg/cm <sup>2</sup>
436	OPS	Rm. 02	A	Door		Wood	Green	Intact	Negative	0	mg/cm <sup>2</sup>
437	OPS	Rm. 02	A	Door	Jamb	Wood	Stained	Intact	Negative	0	mg/cm <sup>2</sup>
438	OPS	Rm. 02	B	Wall		Drywall	Green	Intact	Negative	0	mg/cm <sup>2</sup>
439	OPS	Rm. 02	C	Wall		Drywall	Green	Intact	Negative	0	mg/cm <sup>2</sup>
440	OPS	Rm. 02	C	Window	Casing	Wood	Green	Intact	Negative	0	mg/cm <sup>2</sup>
441	OPS	Rm. 02	C	Window	Shutter	Wood	Green	Intact	Negative	0	mg/cm <sup>2</sup>
442	OPS	Rm. 02	C	Window	Sash	Metal	Green	Intact	Negative	0.05	mg/cm <sup>2</sup>
443	OPS	Rm. 02	D	Wall		Drywall	Green	Intact	Negative	0	mg/cm <sup>2</sup>
444	OPS	Shed Ext	A	Wall		Wood	Green	Poor	Negative	0.7	mg/cm <sup>2</sup>
445	OPS	Shed Ext	B	Wall		Wood	Green	Poor	Negative	0.7	mg/cm <sup>2</sup>
446	OPS	Shed Ext	C	Wall		Wood	Green	Poor	Negative	0.5	mg/cm <sup>2</sup>
447	OPS	Shed Ext	C	Door	Casing	Wood	Green	Poor	Negative	0.8	mg/cm <sup>2</sup>
448	OPS	Shed Ext	C	Door		Wood	Green	Poor	Positive	1.3	mg/cm <sup>2</sup>
449	OPS	Shed Ext	D	Wall		Wood	Green	Poor	Negative	0.9	mg/cm <sup>2</sup>
450	OPS	Shed Int	A	Ceiling		Wood	Silver	Poor	Negative	0	mg/cm <sup>2</sup>
451	OPS	Shed Int	A	Wall		Wood	Silver	Poor	Negative	0	mg/cm <sup>2</sup>
452	OPS	Shed Int	B	Wall		Wood	Silver	Poor	Negative	0	mg/cm <sup>2</sup>
453	OPS	Shed Int	C	Wall		Wood	Silver	Poor	Negative	0.03	mg/cm <sup>2</sup>
454	OPS	Shed Int	C	Door	Jamb	Wood	Silver	Poor	Negative	0	mg/cm <sup>2</sup>
455	OPS	Shed Int	C	Door		Wood	Silver	Poor	Negative	0	mg/cm <sup>2</sup>
456	OPS	Shed Int	D	Wall		Wood	Silver	Poor	Negative	0.01	mg/cm <sup>2</sup>
457	OPS	Outhouse Ext	A	Wall	Soffit	Wood	Green	Poor	Positive	1.3	mg/cm <sup>2</sup>
458	OPS	Outhouse Ext	A	Wall		Wood	Green	Poor	Negative	0.7	mg/cm <sup>2</sup>
459	OPS	Outhouse Ext	B	Wall	Soffit	Wood	Green	Poor	Negative	0.3	mg/cm <sup>2</sup>
460	OPS	Outhouse Ext	B	Wall		Wood	Green	Poor	Negative	0.6	mg/cm <sup>2</sup>
461	OPS	Outhouse Ext	C	Wall	Soffit	Wood	Green	Poor	Negative	0.6	mg/cm <sup>2</sup>
462	OPS	Outhouse Ext	C	Wall		Wood	Green	Poor	Negative	0.8	mg/cm <sup>2</sup>
463	OPS	Outhouse Ext	D	Wall		Wood	Green	Poor	Positive	1.2	mg/cm <sup>2</sup>
464	OPS	Outhouse Ext	D	Wall	Soffit	Wood	Green	Poor	Positive	1.4	mg/cm <sup>2</sup>
465	OPS	Outhouse Int	A	Ceiling		Wood	Green	Poor	Negative	0	mg/cm <sup>2</sup>
466	OPS	Outhouse Int	A	Wall		Wood	Green	Poor	Negative	0	mg/cm <sup>2</sup>
467	OPS	Outhouse Int	B	Wall		Wood	Green	Poor	Negative	0.03	mg/cm <sup>2</sup>
468	OPS	Outhouse Int	C	Wall		Wood	Green	Poor	Negative	0.02	mg/cm <sup>2</sup>
469	OPS	Outhouse Int	D	Wall		Wood	Green	Poor	Negative	0	mg/cm <sup>2</sup>
470	OPS	Outhouse Int	D	Door	Jamb	Wood	Green	Poor	Negative	0	mg/cm <sup>2</sup>
471	OPS	Outhouse Int	D	Door		Wood	Green	Poor	Negative	0	mg/cm <sup>2</sup>
472		Calibrate							Positive	1	mg/cm <sup>2</sup>
473		Calibrate							Positive	1	mg/cm <sup>2</sup>
474		Calibrate							Positive	1	mg/cm <sup>2</sup>



Side C

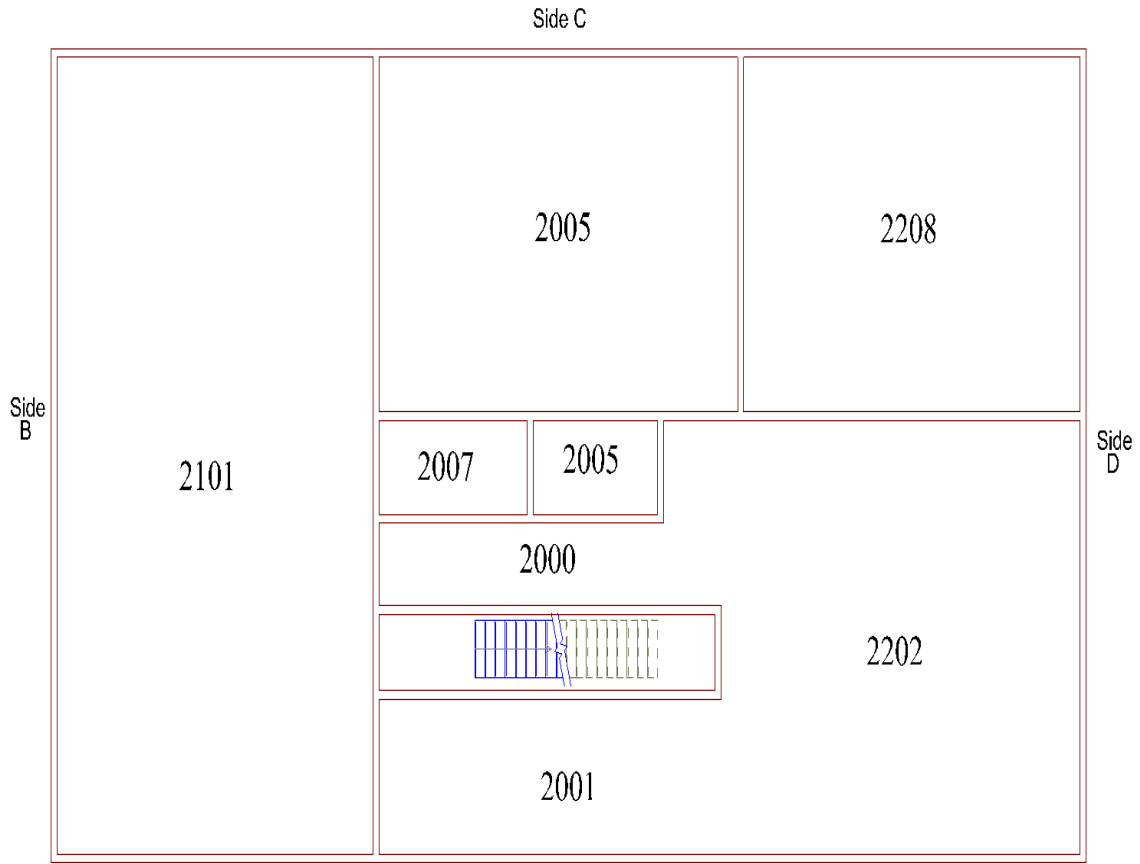


First Level

Side A

19126 Hwy 119, Rollinsville

Not To Scale



Second Level

Side A

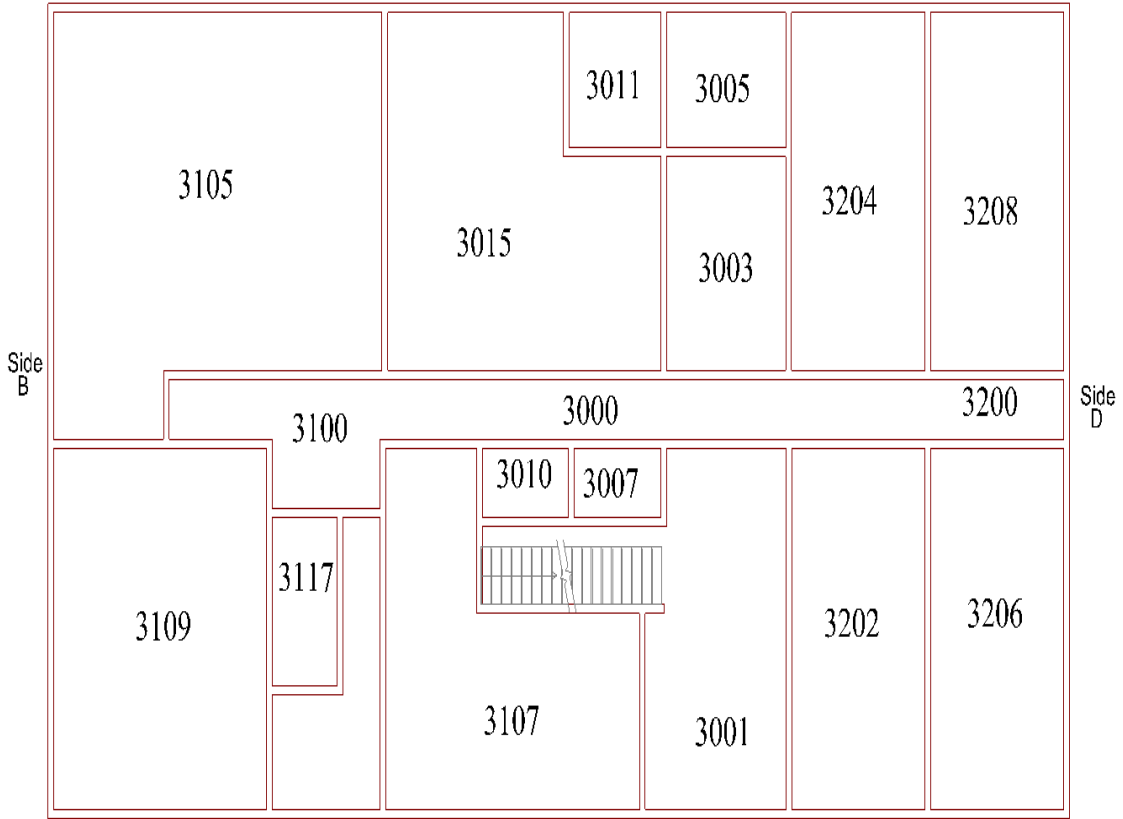
19126 Hwy 119, Rollinsville

Not To Scale





Side C

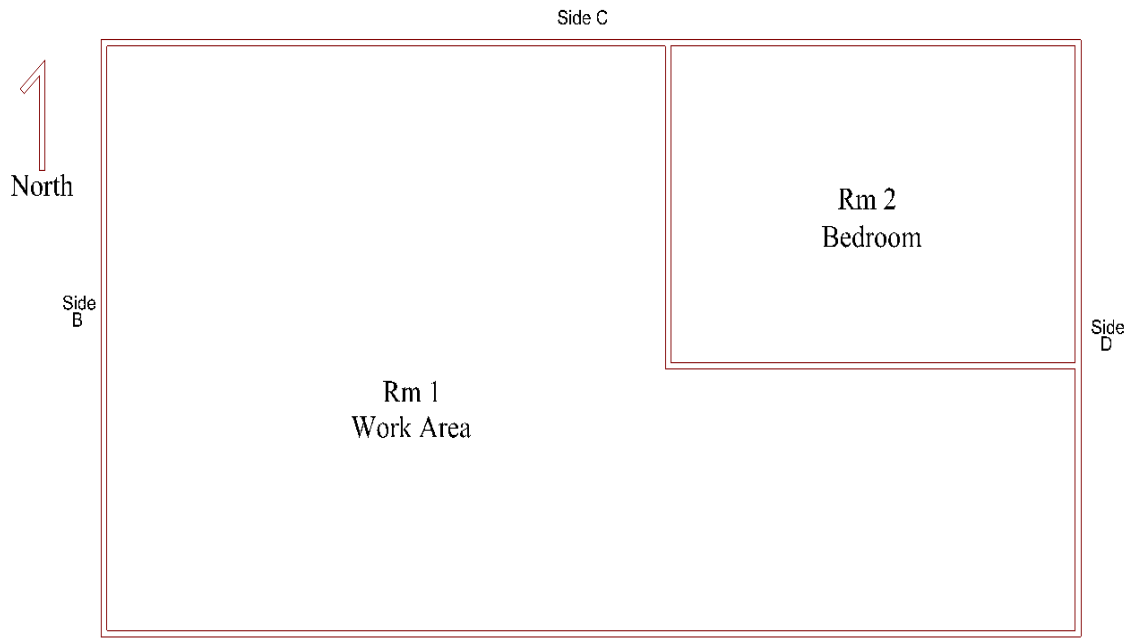


Third Level

Side A

19126 Hwy 119, Rollinsville

Not To Scale



Outlook Platform Shed

Side A

19126 Hwy 119, Rollinsville

Not To Scale

# LABORATORY RESULTS



# EMSL Analytical, Inc.

200 Route 130 North, Cinnaminson, NJ 08077

Phone/Fax: (856) 303-2500 / (856) 786-5974

<http://www.EMSL.com>

[cinnaminsonleadlab@emsl.com](mailto:cinnaminsonleadlab@emsl.com)

EMSL Order: 201910235

CustomerID: BURN34

CustomerPO:

ProjectID:

Attn: **John Burnside**  
**Burnside Enterprises**  
**4030 Zurich Dr.**  
**Colorado Springs, CO 80920**

Phone: (719) 596-4656  
Fax: (719) 596-4656  
Received: 09/25/19 10:20 AM  
Collected: 9/23/2019

Project: NOAA

## Test Report: Lead in Dust by Flame AAS (SW 846 3050B/7000B)\*

<i>Client Sample Description</i>	<i>Lab ID</i>	<i>Collected</i>	<i>Analyzed</i>	<i>Area Sampled</i>	<i>Lead Concentration</i>
W01 Site: Rm 1 Living - Floor	201910235-0001	9/23/2019	9/25/2019	1 ft <sup>2</sup>	13 µg/ft <sup>2</sup>
W02 Site: Rm 1 Living - Sill	201910235-0002	9/23/2019	9/25/2019	1.13 ft <sup>2</sup>	13 µg/ft <sup>2</sup>
W03 Site: Rm 2 Bedroom - Floor	201910235-0003	9/23/2019	9/25/2019	1 ft <sup>2</sup>	12 µg/ft <sup>2</sup>
W04 Site: Rm 2 Bedroom - Sill	201910235-0004	9/23/2019	9/25/2019	0.66 ft <sup>2</sup>	<15 µg/ft <sup>2</sup>
W05 Site: Rm 4 Bedroom - Floor	201910235-0005	9/23/2019	9/25/2019	1 ft <sup>2</sup>	11 µg/ft <sup>2</sup>
W06 Site: Rm 4 Bedroom - Sill	201910235-0006	9/23/2019	9/25/2019	0.66 ft <sup>2</sup>	<15 µg/ft <sup>2</sup>
W07 Site: Rm 5 Hall - Floor	201910235-0007	9/23/2019	9/25/2019	1 ft <sup>2</sup>	<10 µg/ft <sup>2</sup>

Phillip Worby, Lead Laboratory Manager  
or other approved signatory

\*Analysis following Lead in Dust by EMSL SOP/ Determination of Environmental Lead by FLAA. Reporting limit is 10 µg/wipe. ug/wipe =µg/ft<sup>2</sup> x area sampled in ft<sup>2</sup>. Unless noted, results in this report are not blank corrected. This report relates only to the samples reported above and may not be reproduced, except in full, without written approval by EMSL. EMSL bears no responsibility for sample collection activities (such as volume sampled) or analytical method limitations. Samples received in good condition unless otherwise noted. The lab is not responsible for data reported in µg/ft<sup>2</sup> which is dependent on the area provided by non-lab personnel. The test results contained within this report meet the requirements of NELAC unless otherwise noted. "<" (less than) results signifies that the analyte was not detected at or above the reporting limit. Measurement of uncertainty is available upon request. The QC data associated with the sample results included in this report meet the recovery and precision requirements unless specifically indicated otherwise. Definitions of modifications are available upon request.

Samples analyzed by EMSL Analytical, Inc. Cinnaminson, NJ NELAP Certifications: NJ 03036, NY 10872, PA 68-00367, AIHA-LAP, LLC ELLAP 100194, A2LA 2845.01

Initial report from 09/26/2019 12:23:25